PHB型连接器承认书图面

名　　称	材　　料	数量	图　　号	附　　注
基座 Housing	Nylon 66 UL94V-0	1	LHE\GC-18	White(白色)
针 Wafer	黄铜镀锡 Brass Tin	N		

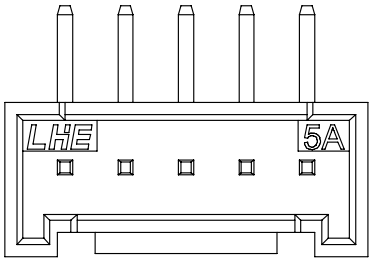

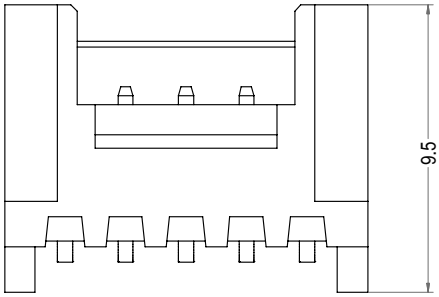

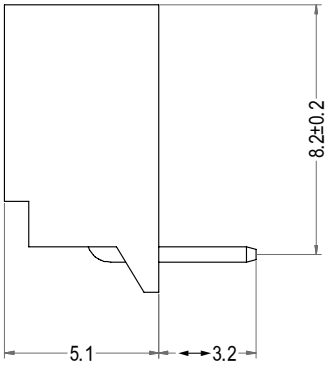

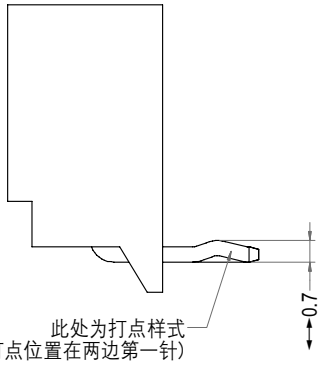

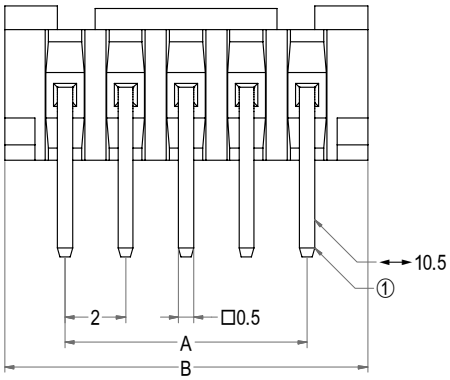

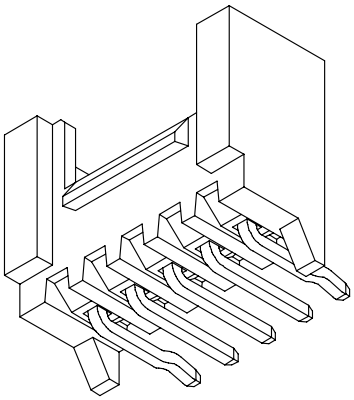

3D图示(打点样式)

Poles	Part No.1	Description 1	Part No.2	Description 2	DIM=A	DIM=B
2	A2005-WR02-K	PHB-2AWD打点	A2005-WR02	PHB-2AWD	2.00	6.00
3	A2005-WR03-K	PHB-3AWD打点	A2005-WR03	PHB-3AWD	4.00	8.00
4	A2005-WR04-K	PHB-4AWD打点	A2005-WR04	PHB-4AWD	6.00	10.00
5	A2005-WR05-K	PHB-5AWD打点	A2005-WR05	PHB-5AWD	8.00	12.00
6	A2005-WR06-K	PHB-6AWD打点	A2005-WR06	PHB-6AWD	10.00	14.00
7	A2005-WR07-K	PHB-7AWD打点	A2005-WR07	PHB-7AWD	12.00	16.00
8	A2005-WR08-K	PHB-8AWD打点	A2005-WR08	PHB-8AWD	14.00	18.00
9	A2005-WR09-K	PHB-9AWD打点	A2005-WR09	PHB-9AWD	16.00	20.00
10	A2005-WR10-K	PHB-10AWD打点	A2005-WR10	PHB-10AWD	18.00	22.00
11	A2005-WR11-K	PHB-11AWD打点	A2005-WR11	PHB-11AWD	20.00	24.00
12	A2005-WR12-K	PHB-12AWD打点	A2005-WR12	PHB-12AWD	22.00	26.00
13	A2005-WR13-K	PHB-13AWD打点	A2005-WR13	PHB-13AWD	24.00	28.00
14	A2005-WR14-K	PHB-14AWD打点	A2005-WR14	PHB-14AWD	26.00	30.00
15	A2005-WR15-K	PHB-15AWD打点	A2005-WR15	PHB-15AWD	28.00	32.00
16	A2005-WR16-K	PHB-16AWD打点	A2005-WR16	PHB-16AWD	30.00	34.00
17	A2005-WR17-K	PHB-17AWD打点	A2005-WR17	PHB-17AWD	32.00	36.00
18	A2005-WR18-K	PHB-18AWD打点	A2005-WR18	PHB-18AWD	34.00	38.00

LHE® 浙江联和电子有限公司			
品名	PHB-AWD	比例	4 : 1
料号	A2005-WR	未注公差(mm)	
图号	LHE\GC-18	>0~3	±0.12
材料	Nylon 66 UL94V-0	>3~18	±0.15
制图	王天 2024-05-11	>18~50	±0.3
审核	天琴 2024-05-11	>50~120	±0.5
批准	季育文 2024-05-11	X°	±3°
视角		X.X°	±0.5°