PHB型连接器承认书图面

名　　称	材　　料	数量	图　　号	附　　注
基座 Housing	Nylon 66 UL94V-0	1	LHE\GC-19	White(白色)
针 Wafer	黄铜镀锡 Brass Tin	N		

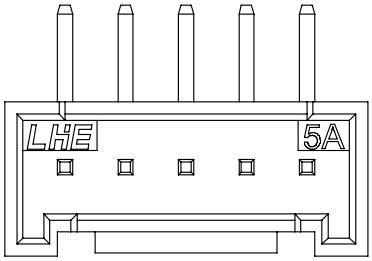

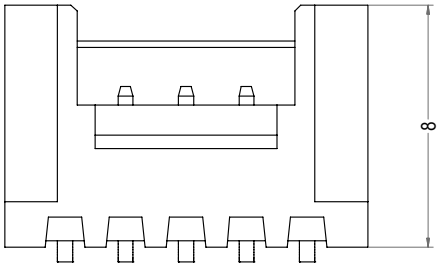

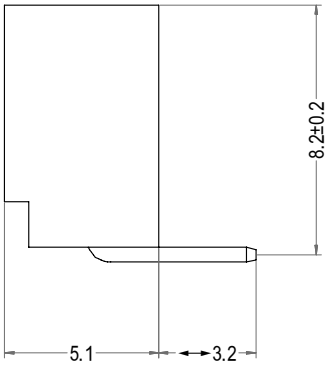

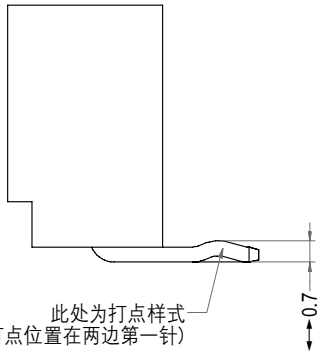

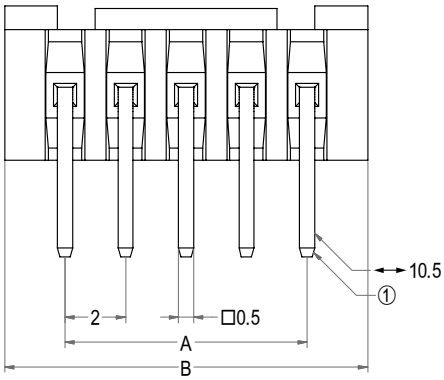

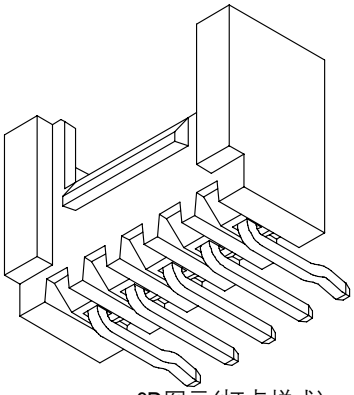

3D图示(打点样式)

Poles	Part No.1	Description 1	Part No.2	Description 2	DIM=A	DIM=B
2	A2005-WRB02-K	PHB-2AW打点	A2005-WRB02	PHB-2AW	2.00	6.00
3	A2005-WRB03-K	PHB-3AW打点	A2005-WRB03	PHB-3AW	4.00	8.00
4	A2005-WRB04-K	PHB-4AW打点	A2005-WRB04	PHB-4AW	6.00	10.00
5	A2005-WRB05-K	PHB-5AW打点	A2005-WRB05	PHB-5AW	8.00	12.00
6	A2005-WRB06-K	PHB-6AW打点	A2005-WRB06	PHB-6AW	10.00	14.00
7	A2005-WRB07-K	PHB-7AW打点	A2005-WRB07	PHB-7AW	12.00	16.00
8	A2005-WRB08-K	PHB-8AW打点	A2005-WRB08	PHB-8AW	14.00	18.00
9	A2005-WRB09-K	PHB-9AW打点	A2005-WRB09	PHB-9AW	16.00	20.00
10	A2005-WRB10-K	PHB-10AW打点	A2005-WRB10	PHB-10AW	18.00	22.00
11	A2005-WRB11-K	PHB-11AW打点	A2005-WRB11	PHB-11AW	20.00	24.00
12	A2005-WRB12-K	PHB-12AW打点	A2005-WRB12	PHB-12AW	22.00	26.00
13	A2005-WRB13-K	PHB-13AW打点	A2005-WRB13	PHB-13AW	24.00	28.00
14	A2005-WRB14-K	PHB-14AW打点	A2005-WRB14	PHB-14AW	26.00	30.00
15	A2005-WRB15-K	PHB-15AW打点	A2005-WRB15	PHB-15AW	28.00	32.00
16	A2005-WRB16-K	PHB-16AW打点	A2005-WRB16	PHB-16AW	30.00	34.00
17	A2005-WRB17-K	PHB-17AW打点	A2005-WRB17	PHB-17AW	32.00	36.00
18	A2005-WRB18-K	PHB-18AW打点	A2005-WRB18	PHB-18AW	34.00	38.00

LHE® 浙江联和电子有限公司			
品名	PHB-AW	比例	4 : 1
料号	A2005-WRB	未注公差(mm)	
图号	LHE\GC-19	>0~3	±0.12
材料	Nylon 66 UL94V-0	>3~18	±0.15
制图	王天 2024-05-11	>18~50	±0.3
审核	天琴 2024-05-11	>50~120	±0.5
批准	季育文 2024-05-11	X°	±3°
视角		X.X°	±0.5°