baltle®



产品型号规格定义
Product Model Specification Definition

1、型号/Model：BT第一代一体式燃烧器/BT 1st monoblock burner　BTZ搅拌站系列燃烧器/BTZ asphalt mix plant burner　BDG高炉煤气燃烧器/BDG blast-furnace gas burner
BTN第二代一体式燃烧器/BT 2nd monoblock burner　BX表面全预混燃烧器/BX surface full premix burner　BDJ发生炉/焦炉煤气燃烧器/BDJ coke oven gas burner
BD分体式燃烧器/BD split burner　BDR分体式火焰可调式燃烧器/BDR split flame adjustable burner

2、出力大小或规格/Capacity or specification：

3、燃料/Fuel：

G	天然气/NG：	HA	辅助雾化重油/Heavy oil with heater
L	柴油/diesel	GH	天然气/重油/NG/Heavy oil
GL	天然气/柴油/NG/diesel	GHA	天然气/辅助雾化重油NG/Heavy oil with heater
H	重油/heavy oil		

4、调节方式 /Adjustment:

Y	单段火(实际型号不用体现）/one stage(no indication in real model)
R	两段火/Two stage
C	机械比调/Mechanical cam
S	三段火/Three stage fire
E	电子比调/Electronic modulation
P	空气 / 燃气阀组比调/Proportional air/gas valve
V	带可变速驱动（带变频器）/With frequency converter

5、排放 /Emission:

C01...	等级/class 1 EN267-EN676
C02 - MZ	等级/class 2 EN267-EN676
C03 - BLU	等级/class 3 EN267-EN676

6、燃烧头 /Head:

TC	标准燃烧头(实际型号不用体现）/Standard head
TL	加长燃烧头(长度mm)/Long head

7、控制系统 /Controlling system:

PLC	LME22	LOA24	LAL1.25	LMV27	LMV51
BT330	LME11	LMO44	LFL1.322	LMV37	LMV56

8、运行时间 /Flame control system:
FS1 标准运行 (每 24 小时停机 1 次)/FS1 Standard(1 stop every 24h)
FS2 连续运行 (每 72 小时停机 1 次)/FS2 Continuous working(1 stop every 72h)

9、系统电源 /Electrical supply of the system:

3/400/50	3N / 400V / 50Hz
1/230/50	1 / 230V / 50Hz

10、辅助电源电压 /Auxiliary voltage:

230/50/60	230V / 50-60Hz
110/50/60	110V / 50-60Hz

BTN	450	L	C	C04	TL			3/400/50	230/50/60

基本型号/BASIC DESIGNATION

拓展型号/EXTENDED DESIGNATION

BTN15/20/30GL单段火燃气/轻油双燃料燃烧器

技术性能及结构特征
Technical performance and structural characteristics

1. 交替工作天然气/轻油双燃料燃烧器。
2. 单段运行（开/关）。
3. 空气和燃气在燃烧头内混合。
4. 通过调节燃烧空气和燃烧头，可以获得最佳的燃烧参数。
5. 无须拆掉安装法兰，就可直接拆下燃烧器，维修保养方便。
6. 手动调节空气流量。
7. 采用一个法兰和耐高温隔热垫与锅炉联接固定。
8. 带流量调节装置的燃烧空气进口。
9. 耐高温的不锈钢燃烧头火焰盘。
10.单相电机带动风机和油泵。
11.电离电极/光敏电阻检测火焰。
12.标准配置的电气防护等级IP40。
13.塑料保护外罩。

1. Alternate methane gas/light oil burner.
2. Single stage operation(on/off).
3. Air-gas mixing at blast-pipe.
4. Ability to obtain optimal combustion values by regulating combustion air and blast-pipe.
5. Do not need to remove the installation of flange and combustion cylinder,it can be directly removed burner.
6. Manual flow adjustment.
7. Using a flange and high temperature resistant heatinsulation pads connected to the boiler.
8. Combustion air intake with air flow adjustment device.
9. Adjustable blast-pipe with stainless steel nozzle and deflector disk in steel.
10.Momophase electric motor to run fan and pump.
11.Flame presence check by photoresistance and ionisation electrode.
12.Electrical plant protection rating Ip40
13.Plastic protection cover.

功率 Power (KW)	型号 Model	订货编号 Article No.	电源 Power supply	电机功率 Motor power (KW)	包装尺寸 package size (L*W*H/mm)	重量 weight (kg)
50~160	BTN15GL	202 23 013	230V 50Hz	0.2	525X365X380	12
60~205	BTN20GL	202 23 014	230V 50Hz	0.2	525X365X380	12
100~280	BTN30GL	202 23 015	230V 50Hz	0.25	525X365X380	12.5

外观尺寸图
Overall dimensions





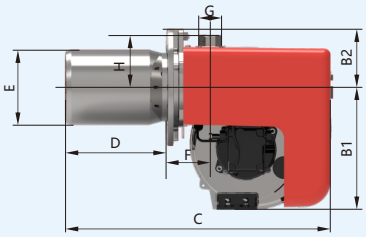

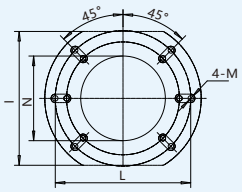

锅炉开口尺寸
BURNER-BOILER MOUNTING FLANGE

型号 model	A1	A2	B1	B2	C	D	E	F	G	H	I	L	N
	mm	mm	mm	mm	mm	mm	Φmm	mm	mm	mm	mm	Φmm	Φmm
BTN15GL	157	137	204	98	438	162	114	72	G1″	144	195-220	160-190	124
BTN20GL	157	137	204	98	445	169	125	72	G1″	144	195-220	160-190	135
BTN30GL	157	137	204	98	445	169	125	72	G1″	144	195-220	160-190	135

BTN15/20/30GL
One Stage Light Oil &Gas Dual Fuel Burner

备选功能
Alternative function

加长的燃烧筒，可定制60Hz
Longer blast tube and 60HZ motor is customized.

备注
remark

* 阀组进口允许的最大燃气压力。
* Maximum allowable gas pressure at valve group inlet.

曲线图
curve graph

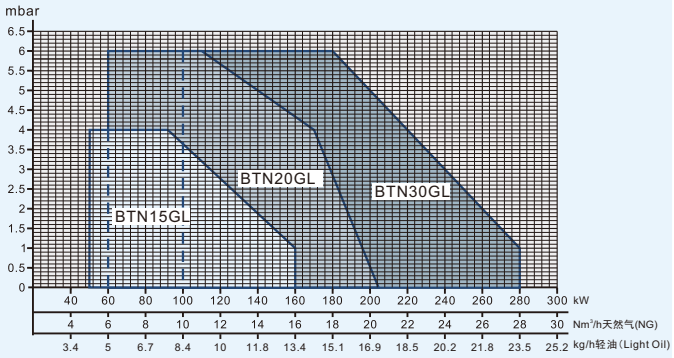

曲 线 图 Curve diagram

锅炉燃烧器功率(kW)
Burner Output (kW)

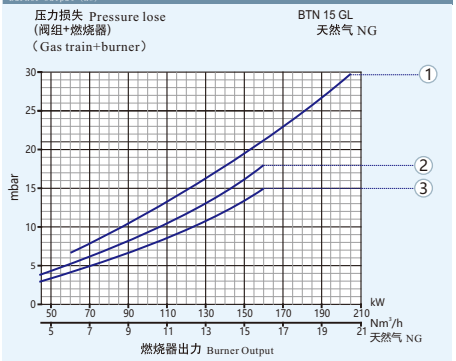

BTN15GL

天然气 natural gas

曲线（型号） Curve (model)	阀组编号 Valve group number	检漏 Leakage control	最大压力** Maximum pressure value (mbar)	图号 figure number
③ QF-MVDLE210/5-RC1"	222 25 355	-	360	QF1
① QF-MB-DLE405 B01 S20-RC1"	222 25 653	-	360	QF3
② QF-MB-DLE407 B01 S20-RC1"	222 25 654	-	360	QF3
③ QF-MB-DLE410 B01 S20-RC1"	222 25 655	-	360	QF3

锅炉燃烧器功率(kW)
Burner Output (kW)

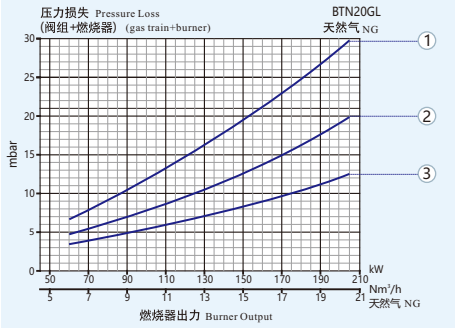

BTN20GL

天然气 natural gas

曲线（型号） Curve (model)	阀组编号 Valve group number	检漏 Leakage control	最大压力** Maximum pressure value (mbar)	图号 figure number
② QF-MVDLE207/5-RC1"	222 25 354	-	360	QF1
③ QF-MVDLE210/5-RC1"	222 25 355	-	360	QF1
① QF-MB-DLE405 B01 S20-RC1"	222 25 653	-	360	QF3
② QF-MB-DLE407 B01 S20-RC1"	222 25 654	-	360	QF3
③ QF-MB-DLE410 B01 S20-RC1"	222 25 655	-	360	QF3

锅炉燃烧器功率(kW)
Burner Output (kW)

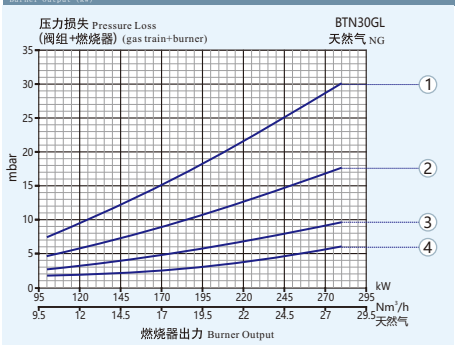

BTN30GL

天然气 natural gas

曲线（型号） Curve (model)	阀组编号 Valve group number	检漏 Leakage control	最大压力** Maximum pressure value (mbar)	图号 figure number
① QF-MVDLE207/5-RC1"	222 25 354	-	360	QF1
② QF-MVDLE210/5-RC1"	222 25 355	-	360	QF1
③ QF-MB-DLE405 B01 S20-RC1"	222 25 653	-	360	QF3
① QF-MB-DLE407 B01 S20-RC1"	222 25 654	-	360	QF3
④ QF-MB-DLE410 B01 S20-RC1"	222 25 655	-	360	QF3

浙江百特燃烧器有限公司
ZHEJIANG BAITE BURNERS MANUFACTURE CO., LTD
地址/ADD：浙江省乐清市象阳工业区百特路2号
NO.2 BAITE RD.XIANGYANG INDUSTRIAL PARK ,YUEOING CITY ,ZHEJANG PROVINCE
电话/TEL：0086-577-62655355 62652355
传真/FAX：0086-577-62653955
服务热线/Hotline：
400 001 5556
网址/Web：www.baite.cn
邮箱/Mail：bt@baite.cn

请用微信扫一扫
进入公司官方网站

© 浙江百特燃烧器有限公司版权所有 2024 珍惜资源，善待环境

本目录所载产品尺寸、规格仅供参考，若有变更，恕不另行通知！以本公司提供的产品为准！
BAITE BURNERS KEEPS THE REVISION RIGHT WITHOUT INFORM IN ADVANCE.INCLUDING THE PRODUCTDIMENSION,SPECIFICATION !