baltle®

产品型号规格定义
Product Model Specification Definition

1、型号/Model：BT第一代一体式燃烧器/BT 1st monoblock burner　BTZ搅拌站系列燃烧器/BTZ asphalt mix plant burner　BDG高炉煤气燃烧器/BDG blast-furnace gas burner
BTN第二代一体式燃烧器/BT 2nd monoblock burner　BX表面全预混燃烧器/BX surface full premix burner　BDJ发生炉/焦炉煤气燃烧器/BDJ coke oven gas burner
BD分体式燃烧器/BD split burner　BDR分体式火焰可调式燃烧器/BDR split flame adjustable burner

2、出力大小或规格/Capacity or specification：

3、燃料/Fuel：

G	天然气/NG：	HA	辅助雾化重油/Heavy oil with heater
L	柴油/diesel	GH	天然气/重油/NG/Heavy oil
GL	天然气/柴油/NG/diesel	GHA	天然气/辅助雾化重油NG/Heavy oil with heater
H	重油/heavy oil		

4、调节方式 /Adjustment:

Y	单段火(实际型号不用体现）/one stage(no indication in real model)
R	两段火/Two stage
C	机械比调/Mechanical cam
S	三段火/Three stage fire
E	电子比调/Electronic modulation
P	空气 / 燃气阀组比调/Proportional air/gas valve
V	带可变速驱动（带变频器）/With frequency converter

5、排放 /Emission:

C01...	等级/class 1 EN267-EN676
C02 - MZ	等级/class 2 EN267-EN676
C03 - BLU	等级/class 3 EN267-EN676

6、燃烧头 /Head:

TC	标准燃烧头(实际型号不用体现）/Standard head
TL	加长燃烧头(长度mm)/Long head

7、控制系统 /Controlling system:

PLC	LME22	LOA24	LAL1.25	LMV27	LMV51
BT330	LME11	LMO44	LFL1.322	LMV37	LMV56

8、运行时间 /Flame control system:
FS1 标准运行 (每 24 小时停机 1 次)/FS1 Standard(1 stop every 24h)
FS2 连续运行 (每 72 小时停机 1 次)/FS2 Continuous working(1 stop every 72h)

9、系统电源 /Electrical supply of the system:

3/400/50	3N / 400V / 50Hz
1/230/50	1 / 230V / 50Hz

10、辅助电源电压 /Auxiliary voltage:

230/50/60	230V / 50-60Hz
110/50/60	110V / 50-60Hz

BTN	450	L	C	C04	TL			3/400/50	230/50/60

基本型号/BASIC DESIGNATION

拓展型号/EXTENDED DESIGNATION

BTN85/120/150GC双段渐进式 / 比例调节燃气燃烧器

技术性能及结构特征
Technical performance and structural characteristics

1. 燃气燃烧器。
2. 双段渐进式/比例式运行。
3. 空气和燃气在燃烧头内混合。
4. 通过调节燃烧空气和燃烧头，可以获得最佳的燃烧参数。
5. 铰链式连接，可左右自然打开，维修保养方便。
6. 用伺服电动机来进行第一、二段最小和最大空气流量调节；燃烧器暂停时，风门关闭以减少炉内热量损失。
7. 带有凸轮的伺服电机可以同时调节空气和燃料的供应。
8.采用一个法兰和耐高温隔热垫与锅炉联接固定。
9. 带流量调节装置的燃烧空气进口。
10.单相电机带动风机。
11.电离电极检测火焰。
12.标准配置的电气防护等级IP40。

1.Gas burner.
2.Two-stage progressive/modulation operation.
3.Mixing the air and gas in the burner head .
4.Regulating combustion air and blast-pipe.
5.Hinge connection ,it could be opened by both sides .easy maintenance .
6.The first ,second stage Max.and Min.air flow is controlled by a high precision . Fully closing air damper on shutdown to avoid loss of heat through the chimney.
7.Servo motor with cam could adjust air and fuel supply simultaneously.
8.Fixed boiler coupling flange.
9.Combustion air intake with throttle damper.
10.Single phase motor drives fan motor.
11.Flame detection by ionisation electrode.
12.Electric protection rating:IP40.

功率 Power (KW)	型号 Model	订货编号 Article No.	电源 Power supply	电机功率 Motor power (KW)	包装尺寸 package size (L*W*H/mm)	重量 weight (kg)
135~814	BTN85GC	202 22 055	380V 50Hz	1.1	1010x905x760	74
150~1163	BTN120GC	202 22 056	380V 50Hz	1.5	1010x905x760	76
372~1512	BTN150GC	202 22 057	380V 50Hz	2.2	1010x905x760	76

外观尺寸图
Overall dimensions





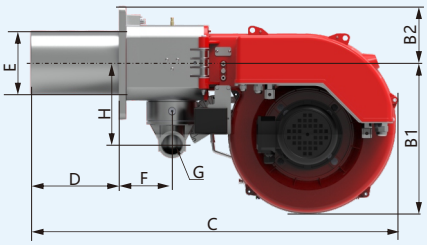

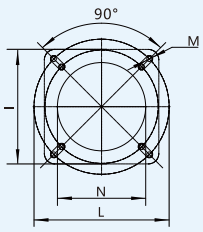

锅炉开口尺寸
BURNER-BOILER MOUNTING FLANGE

型号 model	A1	A2	B1	B2	C	D	E	F	G	H	I	L	M	N
	mm	mm	mm	mm	mm	mm	Φmm	mm	mm	mm	mm	Φmm	M	Φmm
BTN85GC	355	235	428	160	1042	250	180	151	G2″	231	320	290~370	4-M16	190
BTN120GC	355	235	428	160	1042	250	180	151	G2″	231	320	290~370	4-M16	190
BTN150GC	355	235	428	160	1072	280	189	151	G2″	231	320	290~370	4-M16	200

BTN85/120G/250GC
Two-stage Progressive/Modulation Gas Burner

备选功能
Alternative function

加长的燃烧筒，可定制60Hz
Longer blast tube and 60HZ motor is customized.

使用LPG燃气时，需在燃烧头上安装该特殊组件
When using LPG gas, this special component is installed on the burner

阀组-与锅炉配套的组件
Valve block - Component for boiler

比例调节功能
Proportional control function

另外订购比例仪RWF40或DC1020与调节组件，燃烧器即可实现比例调节运行。
In addition, order the proportioner RWF40 or DC1020 and the regulating assembly, and the burner can be proportionally regulated.

备注
remark

1)配有空气关闭装置
1)It is with air closure device.
**)阀组进口允许的最大燃气压力。
**)Allowed Max.gas pressure in valve set input.

曲线图
curve graph

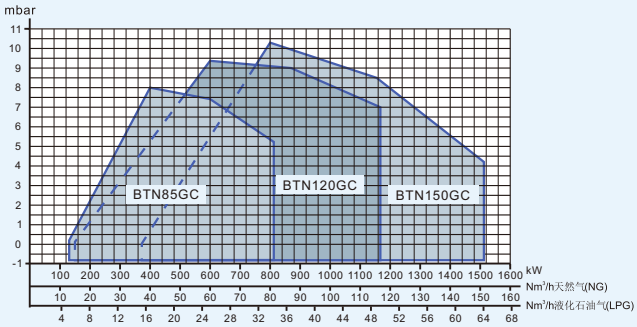

曲线图 Curve diagram

锅炉燃烧器功率(kW)
Burner Output (kW)

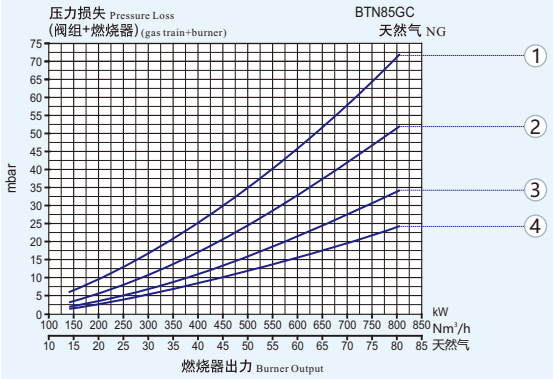

锅炉燃烧器功率(kW)
Burner Output (kW)

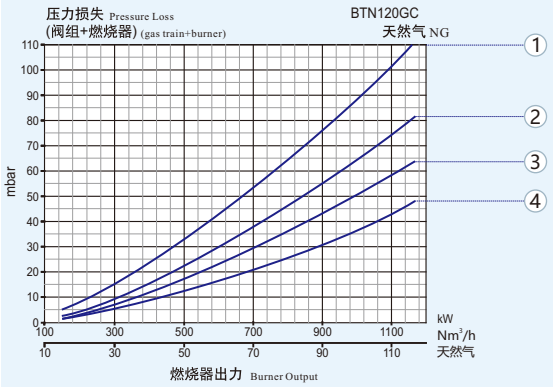

锅炉燃烧器功率(kW)
Burner Output (kW)

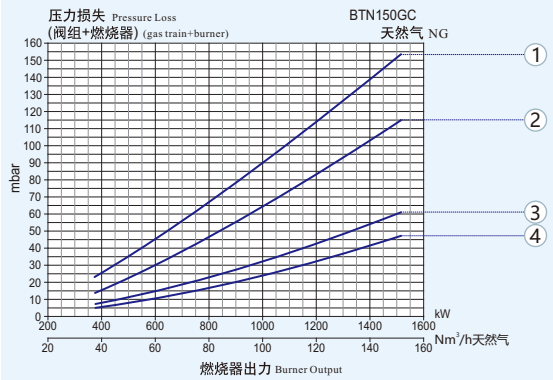

BTN85GC

天然气 natural gas

曲线（型号） Curve (model)	阀组编号 Valve group number	检漏 Leakage control	最大压力** Maximum pressure value (mbar)	图号 figure number
③ QF-MVD215/5+MVDLE215/5-RC2"	222 25 451	-	200	QF2
④ QF-MVD220/5+MVDLE220/5-RC2"	222 25 452	-	200	QF2
① QF-MB-DLE410 B01 S20-RC2"	222 25 660	-	360	QF3
② QF-MB-DLE412 B01 S20-RC2"	222 25 661	-	360	QF3
③ QF-MB-DLE415 B01 S20-RC2"	222 25 662	-	360	QF3
④ QF-MB-DLE420 B01 S20-RC2"	222 25 663	-	360	QF3

BTN120GC

天然气 natural gas

曲线（型号） Curve (model)	阀组编号 Valve group number	检漏 Leakage control	最大压力** Maximum pressure value (mbar)	图号 figure number
③ QF-MVD215/5+MVDLE215/5-RC2"	222 25 451	-	200	QF2
④ QF-MVD220/5+MVDLE220/5-RC2"	222 25 452	-	200	QF2
① QF-MB-DLE410 B01 S20-RC2"	222 25 660	-	360	QF3
② QF-MB-DLE412 B01 S20-RC2"	222 25 661	-	360	QF3
③ QF-MB-DLE415 B01 S20-RC2"	222 25 662	-	360	QF3
④ QF-MB-DLE420 B01 S20-RC2"	222 25 663	-	360	QF3

BTN150GC

天然气 natural gas

曲线（型号） Curve (model)	阀组编号 Valve group number	检漏 Leakage control	最大压力** Maximum pressure value (mbar)	图号 figure number
② QF-MVD215/5+MVDLE215/5-RC2"	222 25 451	-	200	QF2
④ QF-MVD220/5+MVDLE220/5-RC2"	222 25 452	-	200	QF2
① QF-MB-DLE410 B01 S20-RC2"	222 25 660	-	300	QF3
② QF-MB-DLE412 B01 S20-RC2"	222 25 661	-	300	QF3
③ QF-MB-DLE415 B01 S20-RC2"	222 25 662	-	300	QF3
④ QF-MB-DLE420 B01 S20-RC2"	222 25 663	-	300	QF3

浙江百特燃烧器有限公司
ZHEJIANG BAITE BURNERS MANUFACTURE CO., LTD
地址/ADD：浙江省乐清市象阳工业区百特路2号
NO.2 BAITE RD.XIANGYANG INDUSTRIAL PARK ,YUEOING CITY ,ZHEJANG PROVINCE
电话/TEL：0086-577-62655355 62652355
传真/FAX：0086-577-62653955
服务热线/Hotline：
400 001 5556
网址/Web：www.baite.cn
邮箱/Mail：bt@baite.cn

请用微信扫一扫
进入公司官方网站

© 浙江百特燃烧器有限公司版权所有 2024 珍惜资源，善待环境

本目录所载产品尺寸、规格仅供参考，若有变更，恕不另行通知！以本公司提供的产品为准！
BAITE BURNERS KEEPS THE REVISION RIGHT WITHOUT INFORM IN ADVANCE.INCLUDING THE PRODUCTDIMENSION,SPECIFICATION !