Phase selector switch GPS8-15

Instruction Manual

GEYA ELECTRICAL CO.,LTD
Add:Wenzhou Brige Industrial Zone,Beibaixiang Town, Yueqing,Zhejiang,China 325603
Mobile:0086-13567770207
E-mail:sale@cngeya.com
Web:www.geya.net

General

■Applications

-Equipped with overvoltage/undervoltage protection functions, it automatically selects the phase with normal voltage to supply power to the load.

■ Function Features

-Voltage(True RMS) monitoring and protection.
-Over / under voltage value can be set.
-Digital display voltage, fault status can be displayed by LED.
-DIN rail mounting.

■Model and connotation

GPS8 —15

- 15 — Design number
- GPS8 — GPS8 Series

Technical parameters

	GPS8-15
Function	Phase selector swtich
Rated supply voltage	AC220V(L1,L2,L3-N)
Rated supply frequency	45~65Hz
Operation voltage range	80V~400V(L1,L2,L3-N)
Rated operational current	63A,80A (AC1)
Burden	AC max.3VA
Over voltage operation value	OFF,230V~300V
Under voltage operation value	140V~210V,OFF
Over/under voltage action delay	0.1s~10s
Power-up delay	2~600s
Reset time	2~900s
Measurement error	≤1%
Electrical life(AC1)	1×10^4
Mechanical life	1×10^6
Operating temperature	-20℃ ~ +60℃
Storage temperature	-35℃ ~ +75℃
Mounting/DIN rail	Din rail EN/IEC 60715
Protection degree	IP40 for front panel/IP20 terminals
Operating position	any
Overvoltage cathegory	III.
Pollution degree	2
Dimensions	82×72×68mm
Weight	310g

Factory settings

Parameter	Range	Step value	Factory settings
Over voltage value	OFF,230V~300V	1V	275V
Over voltage recovery value	225V~295V	1V	265V
Under voltage value	140V~210V,OFF	1V	175V
Under voltage recovery value	145V~215V	1V	180V
Voltage fault action time	0.1s~10s	0.1s	0.5s
Power on delay time	2s~600s	1s	5s
Reset time	2s~900s	1s	30s
Phase sequence protection	OFF-ON	——	OFF
Fault reset	ON-OFF	——	ON

Panel Diagram

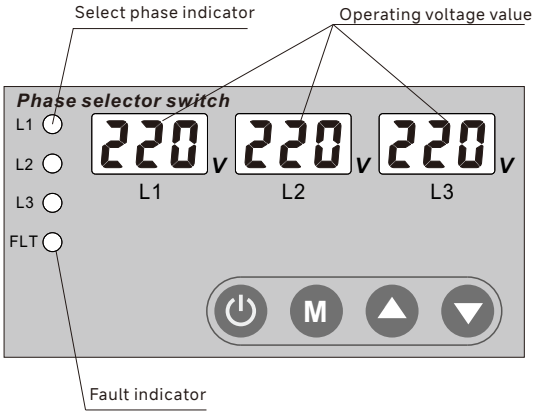

⏻	1.It can be used to manually turn on or off the load.
M	Press and hold the setting key for 3 seconds to enter the setting. After modifying the setting, press and hold for 3 seconds to save the setting.
▲	Used to increase the value when setting parameters.
▼	Used to reduce the value when setting parameters.

LED status	LED:L1/L2/L3 ◯
———	This phase is not selected
▬▬▬	This phase has been selected
▮▮▮	Voltage fault recovery delay in progress

LED status	LED:FLT ◯
———	Voltage is normal
▬▬▬	L1, L2, L3 voltage are all faulty
▮▮▮	Contact disconnection fault

Wiring Diagram

GPS8-15

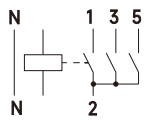

Parameter setting

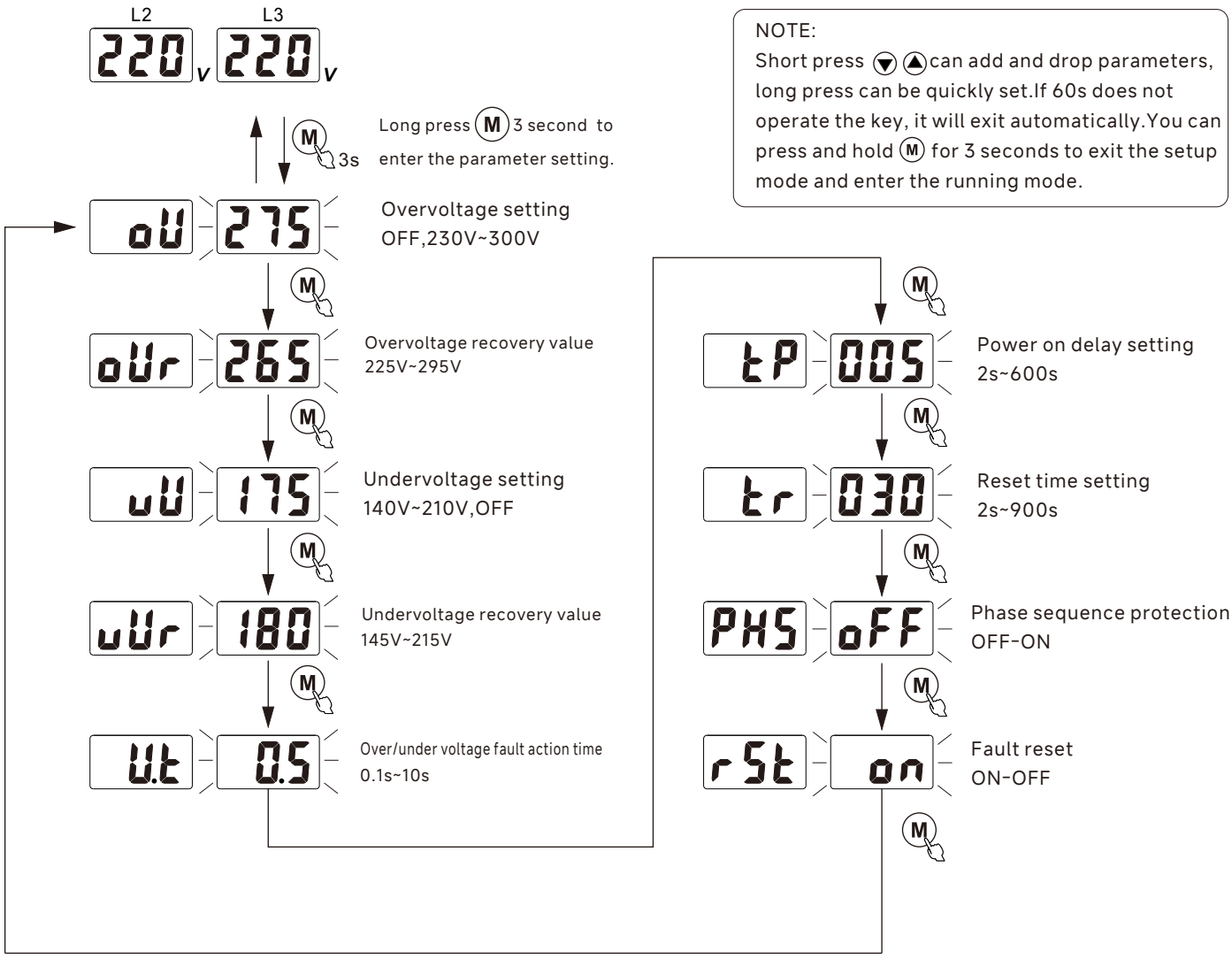

NOTE:
Short press ▼ ▲ can add and drop parameters, long press can be quickly set.If 60s does not operate the key, it will exit automatically.You can press and hold M for 3 seconds to exit the setup mode and enter the running mode.

Open and close manually

Under normal operation, the load can be switched on or off manually by pressing the power key for 0.5 seconds.

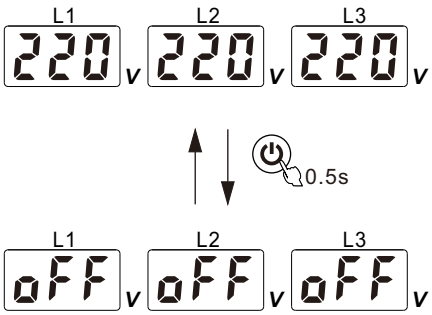

Power-on and reset delay

During the power-on and fault reset of the product, the product will count down and display according to the set delay time, and will enter the running state when the countdown ends.

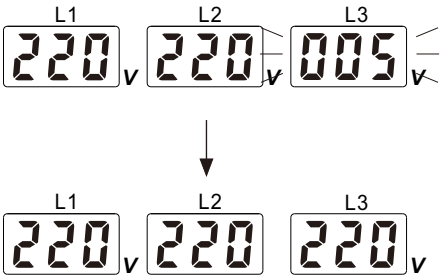

Phase sequence fault

When the phase sequence protection function is turned on, the error of phase sequence access will be prompted as shown in the following figure.

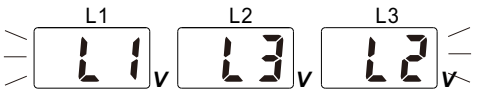

Functions Diagram

The input of this product is L1, L2, L3, N, and the output is L, N. The product will automatically select the phase output with normal voltage. When one of the phases experiences a voltage fault, it will automatically switch to the phase with normal voltage. If all three phases of the voltage fail, the fault indicator light will light up.

When the fault reset function is turned on, the functional diagram is as follows:

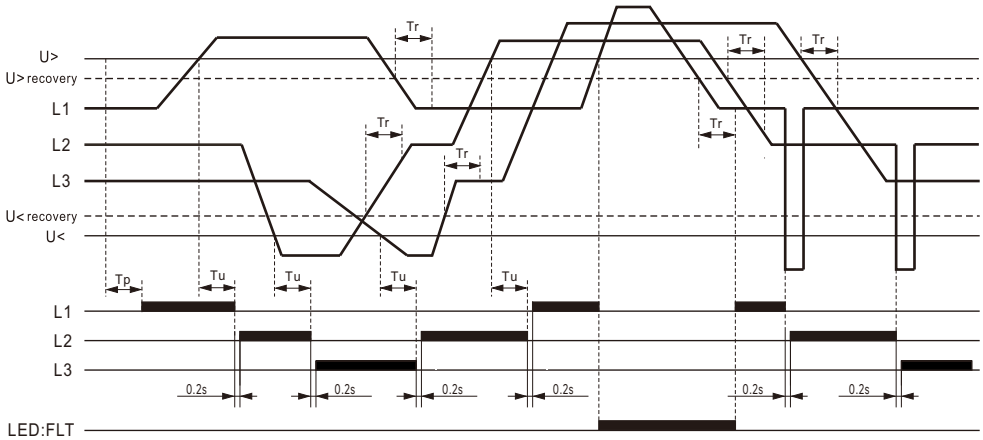

When the fault reset function is turned off, the functional diagram is as follows:

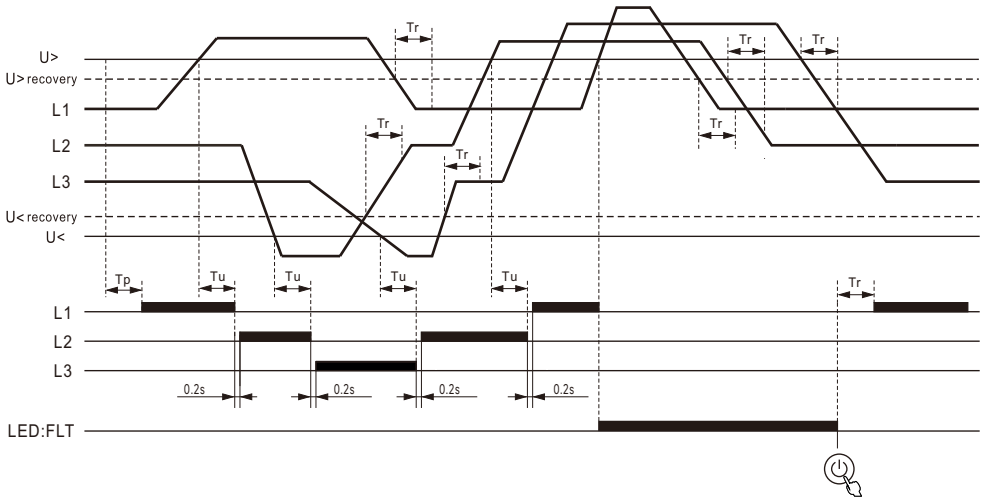

Example

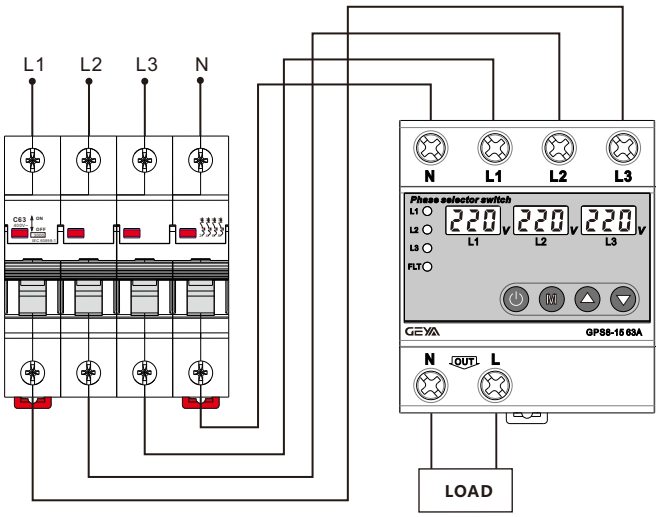

NOTE:
This product does not have isolation function. Please disconnect the superior MCB during maintenance!!!

Dimensions(mm)

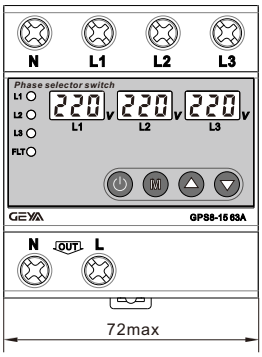

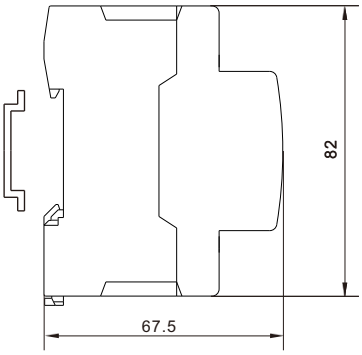

Disposal of Electrical Waste
All electrical waste should be disposed of in compliance with current WEEE regulations.

Caution
The products must be installed by qualified electricians. All and any electrical connections of the time relay shall comply with the appropriate safety standards.