Isolated Relay GRIS8

Instruction Manual

GEYA ELECTRICAL CO.,LTD
Add:Wenzhou Brige Industrial Zone,Beibaixiang Town, Yueqing,Zhejiang,China 325603
E-mail:sale@cngeya.com
Web:www.geya.net

General

■Applications

-Isolated Relays are mainly used in fire safety applications that interface with HVAC system, elevator controls and access control doors. It can also be integrated with PLC systems.

■ Function Features

-Provides effective 3 way Isolation between supply, input switch & relay output.
-Provides isolation of dissimilar circuits.
-Enables control of multiple loads when only one relay output is available
-DIN rail mounting.

■Model and connotation

GRIS8－□/□

- Rated control supply voltage:
  - A265:AC85V-265V
- Number of output contacts
  - 01: 1C/O
  - 02: 2C/O
- GRIS8 Series

Technical parameters

	GRIS8-01	GRIS8-02
Function	Interface/ Control Relay	
Supply terminals	A1-A2	
Voltage range	AC85-265V 45-65Hz	
Burden	2.5VA	3VA
Supply indication	green LED	
Isolation voltage		
Supply I/P to I/P Switch	4VAC	
Supply I/P to O/P Switch	4VAC	
I/P Switch to Relay O/P	4VAC	
Output	1×SPDT	2×SPDT
Current rating	10A/AC1	
Switching voltage	250VAC/24VDC	
Min.breaking capacity DC	500mW	
Output indication	red LED	
Mechanical life	1×10^7	
Electrical life(AC1)	1×10^5	
Operating temperature	-20℃ ~ +55℃	
Storage temperature	-35℃ ~ +75℃	
Mounting/DIN rail	Din rail EN/IEC 60715	
Protection degree	IP20	
Operating position	any	
Overvoltage cathegory	III.	
Pollution degree	2	
Max.cable size(mm^2)	1×2.5mm^2 或 2×1.5mm^2 0.4N·m	
Dimensions	90mm×18mm×64mm	
Weight	62g	120g
Standards	GB/T14048.5,IEC60947-5-1	

Panel Diagram

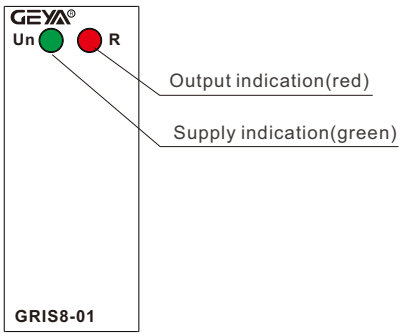

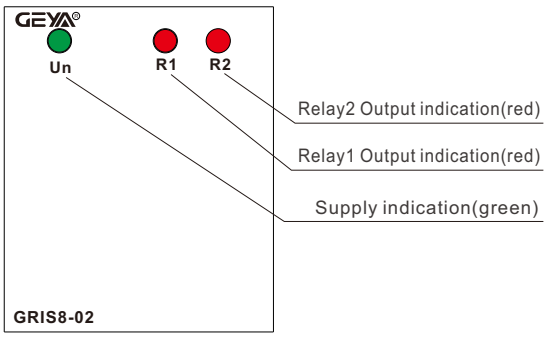

Connection Diagram

■ GRIS8-01

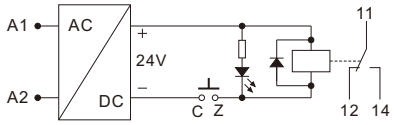

■ GRIS8-02

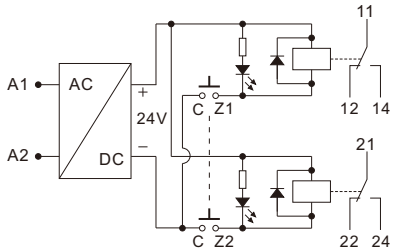

Dimensions(mm)

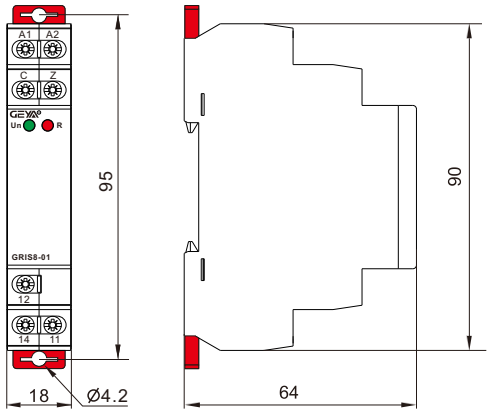

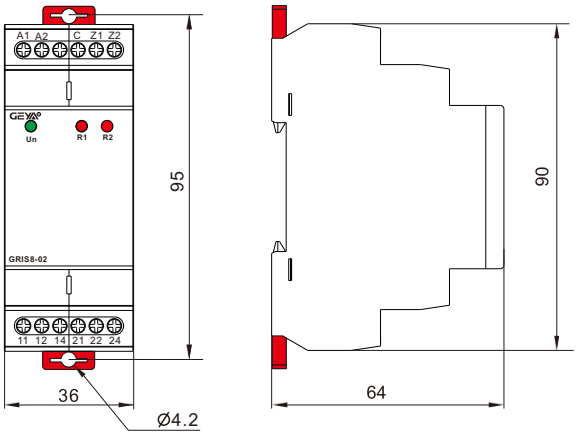

Disposal of Electrical Waste
All electrical waste should be disposed of in compliance with current WEEE regulations.

Caution
The products must be installed by qualified electricians. All and any electrical connections of the time relay shall comply with the appropriate safety standards.