GEYA®

Single-function time relay GRT6-A&B

Instruction Manual

GEYA ELECTRICAL CO.,LTD
Add:Wenzhou Brige Industrial Zone,Beibaixiang Town, Yueqing,Zhejiang,China 325603
E-mail:sale@cngeya.com
Web:www.geya.net

General

Applications
- -Suitable for applications where function and time requirements are know.
- -Time switch , possible to be used for pump decay time after switching heating off , switching of fans.

Function Features
- -Single-function relay with possibility of time setting by a potentiometer.
- -Choice of 2 functions:
  - A:Delay ON
  - B:Delay OFF
- -Time scale 0.1 s - 10 days divided into 10 ranges..
- - Relay status is indicated by LED.
- - 1-MODULE,DIN rail mounting.

Model and connotation

GRT6 –□ □/□

- Rated control supply voltage:
  - A230:AC230V
  - S240:AC/DC24V-240V
- Number of contacts:
  - 1:1×SPDT
  - 2:2×SPDT
  - t:2×SPDT ,one time delay contact, the other instantaneous contact
- Function mode:
  - A - Delay ON
  - B - Delay OFF
- GRT6 Series

Technical parameters

Technical parameters		GRT6-A1/B1	GRT6-A2/B2	GRT6-At/Bt
Function		A:delay ON;B:delay OFF		
Supply terminals		A1-A2		
Voltage range	S240	AC/DC 24-240V(50-60Hz)		
Burden	S240	AC 0.09-3VA/DC 0.05-1.7W		
Voltage range	A230	AC 230V(50-60Hz)		
Power input	A230	AC max.6VA/1.3W	AC max.6VA/1.9W	
Supply voltage tolerance		-15%;+10%		
Supply indication		green LED		
Time ranges		0.1s-10days,ON,OFF		
Time setting		potentionmeter		
Time deviation		10%-mechanical setting		
Repeat accuracy		0.2%-set value stability		
Temperature coecient		0.05%/℃,at=20℃(0.05%℉, at=68℉)		
Output		1×SPDT	2×SPDT	1×SPDT(del)+1×SPDT(ins)
Current rating		10A/AC1		
Switching voltage		250VAC/24VDC		
Min.breaking capacity DC		500mW		
Output indication		red LED		
Mechanical life		1×10^{7}		
Electrical life(AC1)		1×10^{5}		
Reset time		max.200ms		
Operating temperature		-20℃ to +55℃ (-4℉ to 131℉)		
Storage temperature		-35℃ to +75℃ (-22℉ to 158℉)		
Mounting/DIN rail		Din rail EN/IEC 60715		
Protection degree		IP40 for front panel/IP20 terminals		
Operating position		any		
Overvoltage cathegory		III.		
Pollution degree		2		
Max.cable size(mm^2)		solid wire max.1×2. 5or 2×1. 5/with sleeve max.1×2. 5(AWG 12)		
Tightening torque		0.4Nm		
Dimensions		90×18×64mm		
Weight		S240-61g,A230-61g	S240-81g,A230-80g	
Standards		EN 61812-1,IEC60947-5-1		

Panel Diagram

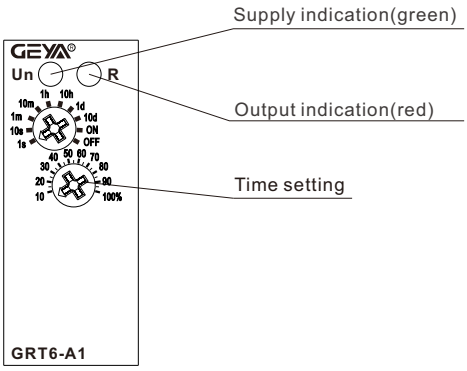

Wiring Diagram

GRT6-A1/B1

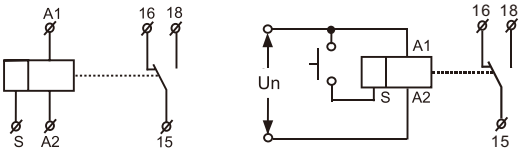

GRT6-A2/B2

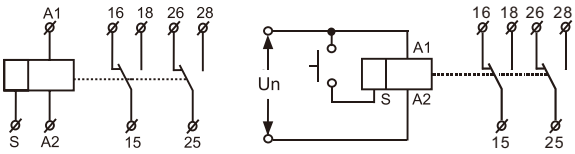

GRT6-At/Bt

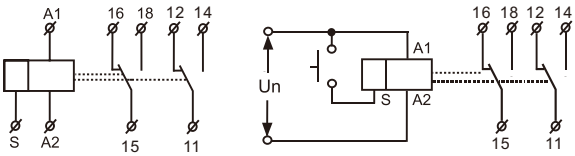

Functions Diagram

A - Delay ON

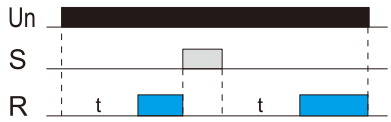

B - Delay OFF

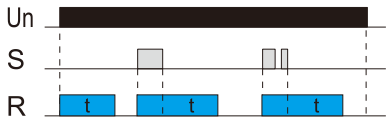

At-Delay ON + Instantaneous contact

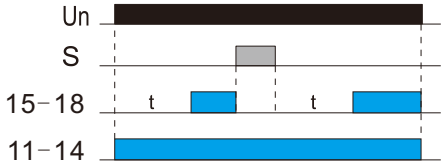

Bt-Delay OFF + Instantaneous contact

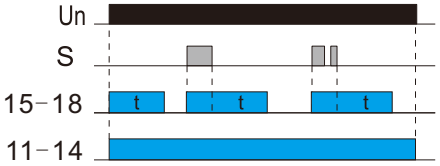

Time Setting

	Knob 1: delay gear setting, “s” for second, “m” for minute, “h” for hour, “d” for day, “ON” for relay action (15-18/25-28 closed), “OFF” for relay open (15-18/25-28 open).
	Knob 2: fine adjustment of delay time, 10% ~ 100% adjustable.

Delay time = knob 1 × knob 2.
Example 1: it needs to be set for 5 seconds. You can set knob 1 to 10s, knob 2 to 50%, and delay time = 10s × 50% = 5s.
Example 2: it needs to be set for 8 minutes. You can set knob 1 to 10m, knob 2 to 80%, and delay time = 10m × 80% = 8m.

Dimensions(mm)

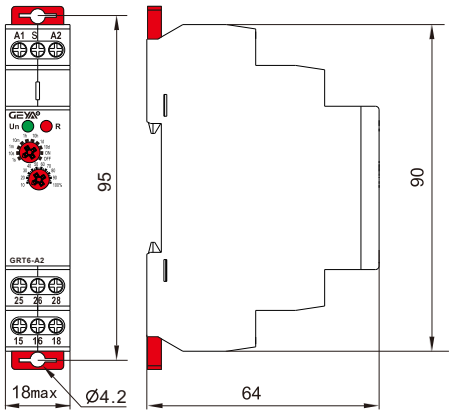

Disposal of Electrical Waste
All electrical waste should be disposed of in compliance with current WEEE regulations.

Caution
The products must be installed by qualified electricians. All and any electrical connections of the product shall comply with the appropriate safety standards.

http://www.geya.net