GEYA®

Asymmetric cycler time relay GRT6-S

Instruction Manual

GEYA ELECTRICAL CO.,LTD
Add:Wenzhou Brige Industrial Zone,Beibaixiang Town, Yueqing,Zhejiang,China 325603
E-mail:sale@cnyeya.com
Web:www.geya.net

General

Applications

-It is used for regular room ventilation, cyclic dehumidifi cation, light control, circulating pumps, noon signs, etc.

Function Features

-2 time functions:

-Cycler beginning with pulse

-Cycler beginning with pause

-Function choice is done by an external jumper of terminals S-A1.

-Time scale 0.1 s - 100 days devided into 10 time ranges: (0.1 s - 1 s / 1 s - 10 s / 0.1 min - 1 min / 1 min - 10 min / 0.1 hrs - 1 h / 1 hrs - 10 hrs / 0.1 day - 1 day /1 day - 10 days /3 days - 30 days / 10 days - 100 days).

-Relay status is indicated by LED.

-1-MODULE,DIN rail mounting.

Model and connotation

GRT6 – S □/□

- Rated control supply voltage
  - A230:AC230V
  - S240:AC/DC24V-240V
- Number of contacts:
  - 1:1×SPDT
  - 2:2×SPDT
- Asymmetric cycler
- GRT6 Series

Technical parameters

Technical parameters		GRT6-S1	GRT6-S2
Function		Asymmetric cycler time relay	
Supply terminals		A1-A2	
Voltage range	S240	AC/DC 24-240V(50-60Hz)	
Burden	S240	AC 0.09-3VA/DC 0.05-1.7W	
Voltage range	A230	AC 230V(50-60Hz)	
Power input	A230	AC max.6VA/1.3W	AC max.6VA/1.9W
Supply voltage tolerance		-15%;+10%	
Supply indication		green LED	
Time ranges		0.1s-10days	
Time setting		potentionmeter	
Time deviation		10%-mechanical setting	
Repeat accuracy		0.2%-set value stability	
Temperature coecient		0.05%/℃,at=20℃(0.05%℉, at=68℉)	
Output		1×SPDT	2×SPDT
Current rating		10A/AC1	
Switching voltage		250VAC/24VDC	
Min.breaking capacity DC		500mW	
Output indication		red LED	
Mechanical life		1×10^7	
Electrical life(AC1)		1×10^5	
Reset time		max.200ms	
Operating temperature		-20℃ to +55℃ (-4℉ to 131℉)	
Storage temperature		-35℃ to +75℃ (-22℉ to 158℉)	
Mounting/DIN rail		Din rail EN/IEC 60715	
Protection degree		IP40 for front panel/IP20 terminals	
Operating position		any	
Overvoltage cathegory		III.	
Pollution degree		2	
Max.cable size(mm^2)		solid wire max.1×2. 5or 2×1. 5/with sleeve max.1×2. 5(AWG 12)	
Tightening torque		0.4Nm	
Dimensions		90×18×64mm	
Weight		1×SPDT: S240-63g,A230-62g	
		2×SPDT: S240-83g,A230-82g	
Standards		EN 61812-1,IEC60947-5-1	

Panel Diagram

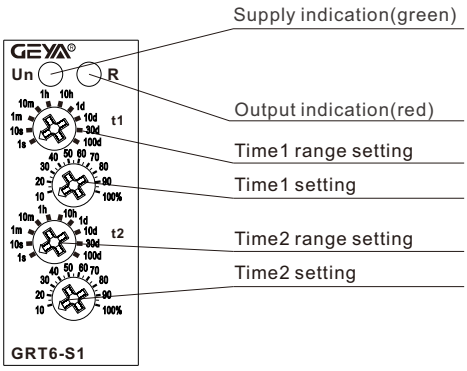

Wiring Diagram

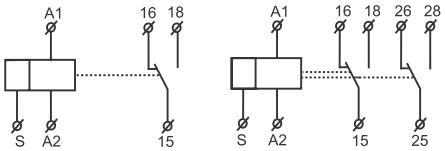

Functions Diagram

Cycler beginning with pulse

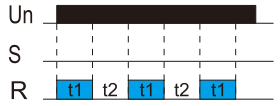

Cycler beginning with pause(jumper A1-S)

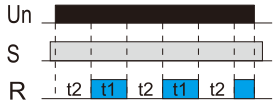

Setting instructions

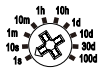	Knob 1: delay gear setting, “s” for second, “m” for minute, “h” for hour, “d” for day.
	Knob 2: fine adjustment of delay time, 10% ~ 100% adjustable.
Delay time = knob 1 × knob 2. Example 1: it needs to be set for 5 seconds. You can set knob 1 to 10s, knob 2 to 50%, and delay time = 10s × 50% = 5s. Example 2: it needs to be set for 8 minutes. You can set knob 1 to 10m, knob 2 to 80%, and delay time = 10m × 80% = 8m.	

Dimensions(mm)

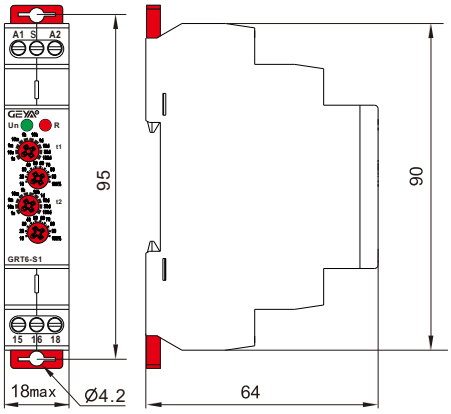

Disposal of Electrical Waste
All electrical waste should be disposed of in compliance with current WEEE regulations.

Caution
The products must be installed by qualified electricians. All and any electrical connections of the product shall comply with the appropriate safety standards.

http://www.geya.net