GEYA®

Double delay relay GRT8-2T

Instruction Manual

GEYA ELECTRICAL CO.,LTD
Add:Wenzhou Brige Industrial Zone,Beibaixiang Town, Yueqing,Zhejiang,China 325603
Tel:0086-577-62771036
Fax:0086-577-62711079
E-mail:sale@cnyeya.com
Web:www.geya.net

General

■Applications
-For gradual switching of heavy powers (e.g. el.heating), prevents current strokes in the main.

■Function Features
- 2x Delay ON (2 time relays in one)
-Time scale 0.1s - 10 days divided into 10 time ranges:
0.1s - 1s / 1s - 10s / 0.1min - 1min / 1min - 10min / 0.1h - 1h / 1h - 10hrs / 0.1 day - 1 day / 1 day - 10 days / ON / OFF.
-Times t1 and t2 are independantly adjustable.
- t1 and t2 are switched on after supply voltage connection
- Relay status is indicated by LED.
- 1-MODULE,DIN rail mounting.

■Model and connotation

GRT8 – 2T / □

- Rated control supply voltage:
  A230:AC230V
  W240:AC/DC12V-240V
- Double time delay relay
- GRT8 Series

Technical parameters

Technical parameters		GRT8-2T
Function		2x Delay ON
Supply terminals		A1-A2
Voltage range	W240	AC/DC 12-240V(50-60Hz)
Burden	W240	AC 0.09-3VA/DC 0.05-1.7W
Voltage range	A230	AC 230V(50-60Hz)
Power input	A230	AC max.6VA/1.9W
Supply voltage tolerance		-15%;+10%
Supply indication		green LED
Time ranges		0.1s-10days,ON,OFF
Time setting		potentionmeter
Time deviation		10%-mechanical setting
Repeat accuracy		0.2%-set value stability
Temperature coecient		0.05%/℃,at=20℃(0.05%℉ , at=68℉)
Output		2×SPDT
Current rating		16A/AC1
Switching voltage		250VAC/24VDC
Min.breaking capacity DC		500mW
Output indication		red LED
Mechanical life		1×10^7
Electrical life(AC1)		1×10^5
Reset time		max.200ms
Operating temperature		-20℃ to +55℃ (-4℉ to 131℉)
Storage temperature		-35℃ to +75℃ (-22℉ to 158℉)
Mounting/DIN rail		Din rail EN/IEC 60715
Protection degree		IP40 for front panel/IP20 terminals
Operating position		any
Overvoltage cathegory		III.
Pollution degree		2
Max.cable size(mm^2)		solid wire max.1×2. 5or 2×1. 5/with sleeve max.1×2. 5(AWG 12)
Tightening torque		0.4Nm
Dimensions		90×18×64mm
Weight		W240-82g,A230-82g
Standards		EN 61812-1,IEC60947-5-1

Panel Diagram

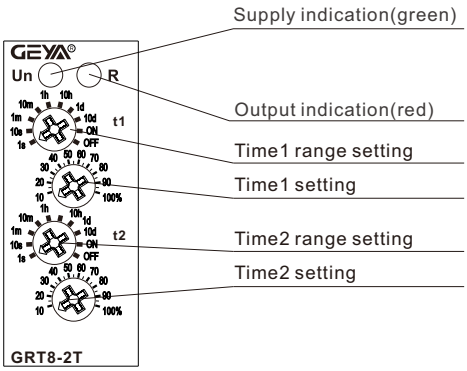

Wiring Diagram

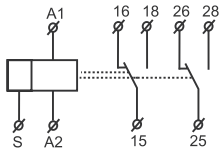

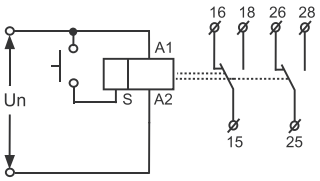

Functions Diagram

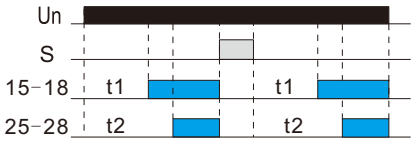

Setting instructions

	Knob 1: delay gear setting, “s” for second, “m” for minute, “h” for hour, “d” for day, “ON” for relay action (15-18/25-28 closed), “OFF” for relay open (15-18/25-28 open).
	Knob 2: fine adjustment of delay time, 10% ~ 100% adjustable.

Delay time = knob 1 × knob 2.
Example 1: it needs to be set for 5 seconds. You can set knob 1 to 10s, knob 2 to 50%, and delay time = 10s × 50% = 5s.
Example 2: it needs to be set for 8 minutes. You can set knob 1 to 10m, knob 2 to 80%, and delay time = 10m × 80% = 8m.

Dimensions(mm)

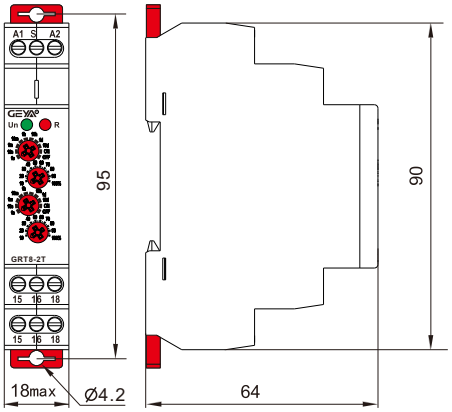

Disposal of Electrical Waste
All electrical waste should be disposed of in compliance with current WEEE regulations.

Caution
The products must be installed by qualified electricians. All and any electrical connections of the product shall comply with the appropriate safety standards.

http://www.geya.net