GEYA®

Pulse output time relay GRT8-P

Instruction Manual

GEYA ELECTRICAL CO.,LTD
Add:Wenzhou Brige Industrial Zone,Beibaixiang Town, Yueqing,Zhejiang,China 325603
Tel:0086-577-62771036
Fax:0086-577-62711079
E-mail:sale@cnyeya.com
Web:www.geya.net

General

Applications

-It is used to delay and generate a pulse, which is used to delay the connection of a load for a period of time.

Function Features

-Separate delay time and pulse width setting can set different delay time.
-Time scale 0.1 s - 100 days.
-The delay time can be reset by shorting S-A1.
- With AC/DC 12V-240V ultra wide operating voltage specifications are optional.
-Relay status is indicated by LED.
-1-MODULE,DIN rail mounting.

Model and connotation

GRT8 – P □/□

- Rated control supply voltage
  - A230:AC230V
  - W240:AC/DC12V-240V
- Number of contacts
  - 1:1×SPDT
  - 2:2×SPDT
- Pulse output time relay
- GRT8 Series

Technical parameters

Technical parameters		GRT8-P1	GRT8-P2
Function		Pulse output after time delay	
Supply terminals		A1-A2	
Voltage range	W240	AC/DC 12-240V(50-60Hz)	
Burden	W240	AC 0.09-3VA/DC 0.05-1.7W	
Voltage range	A230	AC 230V(50-60Hz)	
Power input	A230	AC max.6VA/1.3W	AC max.6VA/1.9W
Supply voltage tolerance		-15%;+10%	
Supply indication		green LED	
Time ranges		0.1s-10days	
Time setting		potentionmeter	
Time deviation		10%-mechanical setting	
Repeat accuracy		0.2%-set value stability	
Temperature coecient		0.05%/℃,at=20℃(0.05%℉, at=68℉)	
Output		1×SPDT	2×SPDT
Current rating		16A/AC1	
Switching voltage		250VAC/24VDC	
Min.breaking capacity DC		500mW	
Output indication		red LED	
Mechanical life		1×10^{7}	
Electrical life(AC1)		1×10^{5}	
Reset time		max.200ms	
Operating temperature		-20℃ to +55℃ (-4℉ to 131℉)	
Storage temperature		-35℃ to +75℃ (-22℉ to 158℉)	
Mounting/DIN rail		Din rail EN/IEC 60715	
Protection degree		IP40 for front panel/IP20 terminals	
Operating position		any	
Overvoltage cathegory		III.	
Pollution degree		2	
Max.cable size(mm^2)		solid wire max.1×2.5or 2×1.5/with sleeve max.1×2.5(AWG 12)	
Tightening torque		0.4Nm	
Dimensions		90×18×64mm	
Weight		1×SPDT:W240-63g,A230-62g	
		2×SPDT:W240-83g,A230-82g	
Standards		EN 61812-1,IEC60947-5-1	

Panel Diagram

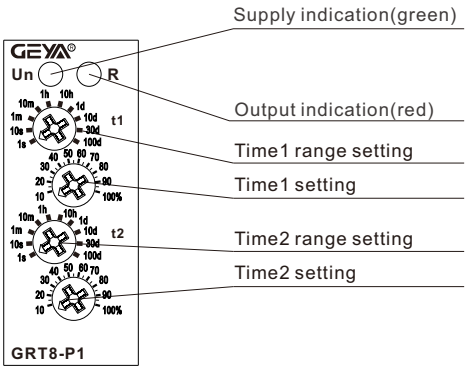

Wiring Diagram

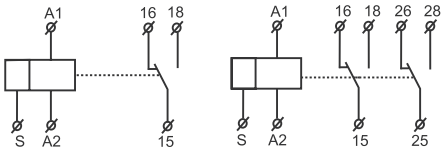

Functions Diagram

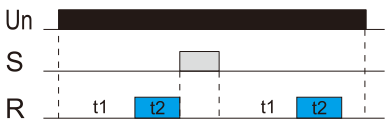

Setting instructions

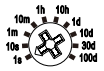	Knob 1: delay gear setting, “s” for second, “m” for minute, “h” for hour, “d” for day.
	Knob 2: fine adjustment of delay time, 10% ~ 100% adjustable.

Delay time = knob 1 × knob 2.
Example 1: it needs to be set for 5 seconds. You can set knob 1 to 10s, knob 2 to 50%, and delay time = 10s × 50% = 5s.
Example 2: it needs to be set for 8 minutes. You can set knob 1 to 10m, knob 2 to 80%, and delay time = 10m × 80% = 8m.

Dimensions(mm)

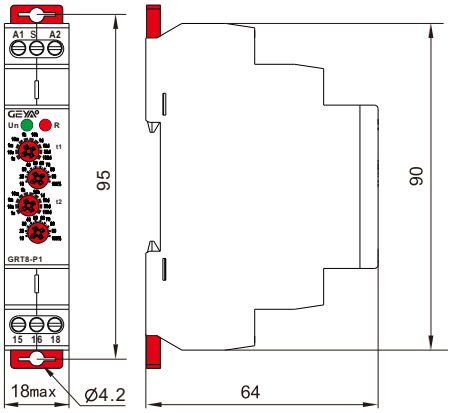

Disposal of Electrical Waste
All electrical waste should be disposed of in compliance with current WEEE regulations.

Caution
The products must be installed by qualified electricians. All and any electrical connections of the product shall comply with the appropriate safety standards.

http://www.geya.net