# GEYA®

# Asymmetric cycler time relay GRT8-S

## Instruction Manual

**GEYA ELECTRICAL CO.,LTD**
Add:Wenzhou Brige Industrial Zone,Beibaixiang Town, Yueqing,Zhejiang,China 325603
Tel:0086-577-62771036
Fax:0086-577-62711079
E-mail:sale@cnyeya.com
Web:www.geya.net

## General

■Applications

-It is used for regular room ventilation, cyclic dehumidifi cation, light control, circulating pumps, noon signs, etc.

■Function Features

-2 time functions:

-Cycler beginning with pulse

-Cycler beginning with pause

-Function choice is done by an external jumper of terminals S-A1.

-Time scale 0.1 s - 100 days devided into 10 time ranges: (0.1 s - 1 s / 1 s - 10 s / 0.1 min - 1 min / 1 min - 10 min / 0.1 hrs - 1 h / 1 hrs - 10 hrs / 0.1 day - 1 day /1 day - 10 days /3 days - 30 days / 10 days - 100 days).

-Relay status is indicated by LED.

-1-MODULE,DIN rail mounting.

■Model and connotation

GRT8 – S □/□

- Rated control supply voltage
  - A230:AC230V
  - W240:AC/DC12V-240V
- Number of contacts:
  - 1:1×SPDT
  - 2:2×SPDT
- Asymmetric cycler
- GRT8 Series

## Technical parameters

| Technical parameters | | GRT8-S1 | GRT8-S2 |
|---|---|---|---|
| Function | | Asymmetric cycler time relay | |
| Supply terminals | | A1-A2 | |
| Voltage range | W240 | AC/DC 12-240V(50-60Hz) | |
| Burden | W240 | AC 0.09-3VA/DC 0.05-1.7W | |
| Voltage range | A230 | AC 230V(50-60Hz) | |
| Power input | A230 | AC max.6VA/1.3W | AC max.6VA/1.9W |
| Supply voltage tolerance | | -15%;+10% | |
| Supply indication | | green LED | |
| Time ranges | | 0.1s-10days | |
| Time setting | | potentionmeter | |
| Time deviation | | 10%-mechanical setting | |
| Repeat accuracy | | 0.2%-set value stability | |
| Temperature coecient | | 0.05%/℃,at=20℃(0.05%℉ , at=68℉) | |
| Output | | 1×SPDT | 2×SPDT |
| Current rating | | 16A/AC1 | |
| Switching voltage | | 250VAC/24VDC | |
| Min.breaking capacity DC | | 500mW | |
| Output indication | | red LED | |
| Mechanical life | | $1\times10^7$ | |
| Electrical life(AC1) | | $1\times10^5$ | |
| Reset time | | max.200ms | |
| Operating temperature | | -20℃ to +55℃ ( -4℉ to 131℉ ) | |
| Storage temperature | | -35℃ to +75℃ ( -22℉ to 158℉ ) | |
| Mounting/DIN rail | | Din rail EN/IEC 60715 | |
| Protection degree | | IP40 for front panel/IP20 terminals | |
| Operating position | | any | |
| Overvoltage cathegory | | III. | |
| Pollution degree | | 2 | |
| Max.cable size($mm^2$) | | solid wire max.1×2. 5or 2×1. 5/with sleeve max.1×2. 5(AWG 12) | |
| Tightening torque | | 0.4Nm | |
| Dimensions | | 90×18×64mm | |
| Weight | | 1×SPDT:W240-63g,A230-62g | |
| | | 2×SPDT:W240-83g,A230-82g | |
| Standards | | EN 61812-1,IEC60947-5-1 | |

## Panel Diagram

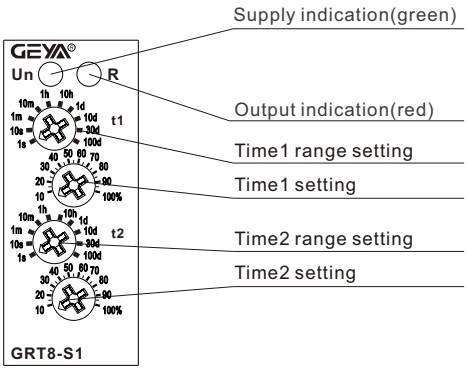


## Wiring Diagram

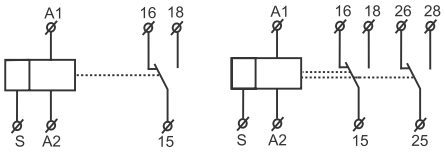

## Functions Diagram

Cycler beginning with pulse

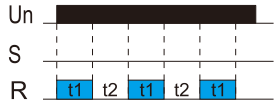


Cycler beginning with pause(jumper A1-S)

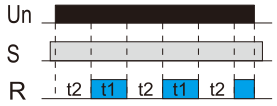


## Setting instructions

| | |
|---|---|
| 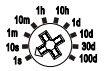 | Knob 1: delay gear setting, “s” for second, “m” for minute, “h” for hour, “d” for day. |
| | Knob 2: fine adjustment of delay time, 10% ~ 100% adjustable. |
| Delay time = knob 1 × knob 2.<br>Example 1: it needs to be set for 5 seconds. You can set knob 1 to 10s, knob 2 to 50%, and delay time = 10s × 50% = 5s.<br>Example 2: it needs to be set for 8 minutes. You can set knob 1 to 10m, knob 2 to 80%, and delay time = 10m × 80% = 8m. | |

## Dimensions(mm)

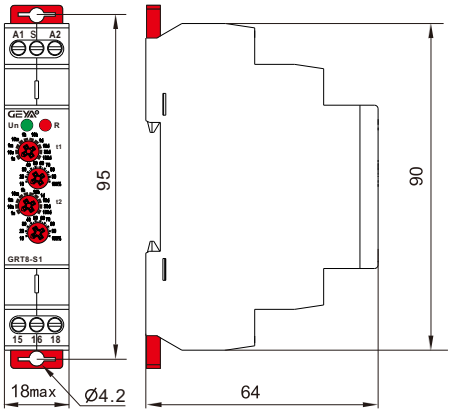

**Disposal of Electrical Waste**
All electrical waste should be disposed of in compliance with current WEEE regulations.

**Caution**
The products must be installed by qualified electricians. All and any electrical connections of the product shall comply with the appropriate safety standards.

http://www.geya.net