Note: Geya Electric reserves the right to make technical changes or modifications to the content of this document without prior notice. For purchase orders, the agreed details shall prevail. Geya Electric shall not be responsible for any errors or missing information that may exist in this document.

ZHEJIANG GEYA ELECTRICAL CO.LTD.

ADD：Wenzhou Brige Industrial Zone,Beibaixiang Town,
Yueqing,Zhejiang,China 325603
Tel：0086-577-62926966 Tel：0086-13567770207
E-mail：sale@cngeya.com Web：www.geya.com



LOW VOLTAGE ELECTRICAL COMPREHENSIVE CATALOG

Everything for electrical safety

ZHEJIANG GEYA ELECTRICAL

ZHEJIANG GEYA ELECTRICAL CO.,LTD

COMPANY PROFILE

Zhejiang Geya Electrical Co., Ltd. [hereinafter referred to as: Geya Electrical GEYA. GEYA Electrical was established in February 2007 and is located in Wenzhou City, China. It is a scientific and technological private enterprise integrating R&D, production, sales and service, focusing on the independent research and development of low-voltage electrical appliances and automation control products. After years of operation, the company's annual turnover has exceeded CNY 100 million.

The company's product series involve a variety of low-voltage electrical appliances and automation control products, including miniature circuit breakers, molded case circuit breakers, leakage circuit breakers, isolating switches, contactors, relays, timers, distribution boxes and other products and related accessories . With a wide range of products and a wide range of applications, it is widely recognized and praised by customers at home and abroad. The company currently has a comprehensive and mature online sales platform system. The four major sales regions of the products cover six continents in the world. More than 40 foreign companies choose and trust GEYA Electrical products.

Since the establishment of the company, GEYA Electrical has always adhered to the corporate motto of "Getting what you need, knowing what you are doing", adhering to the development concept of quality first and continuous innovation, and adhering to the product concept of high standards and high quality. Since then, a number of national patents have been obtained, and the GEYA brand has been deployed in most countries around the world. In addition, according to industry standards and certification requirements, the company has obtained authoritative EU certifications including CCC, CE, SAA, SEMKO, TUV, EN, etc., and its products fully comply with European and American product quality standards. In addition to providing OEM and ODM services to global customers, GEYA Electrical has established cooperative relationships with many internationally renowned brand companies. At the same time, the company's experienced sales team is gradually promoting GEYA Electric's products to larger domestic and overseas markets, making more contributions to the world's low-voltage electrical appliances and automation control product industries and customers.

GEYA Electrical sincerely welcomes customers to act as agents to promote the GEYA brand in domestic and overseas markets. We will provide our customers with better products, better services and more competitive sales policies.

GEYA Electrical looks forward to creating a better future with you!

GYCM8
Molded Case Circuit Breaker

- ·Low temperature rise
- · Small volume
- · Integrated
- · Adopting a multi blade design
- · Equipped with thermal magnetic protection function

Product model and definition

GYCM8 -	160	M	P1	/
Product code	Optional code for shell level current:	Short circuit breaking capacity optional code:	Optional operation code:	
Moulded case circuit breaker	125 160 250 400 630 800 1250 1600 2000	C: Basic type S: Standard type M: Higher breaking type H: High breaking type Note: 400、630、800、1250、2000A only available for M and H types	No code: direct operation P1: DC3 electric operation P2: DC6 series electric operation ZY1: Rotating handle (manual center type - circular handle) ZF1: Rotating handle (manual center type - square handle) ZY2: Rotating handle (hand operated eccentric circular handle) ZF2: Rotating handle (manual eccentric square handle) Z3: Rotating handle (hand operated integrated)	

4	3	00	2	2
Pole number：	Optional code for release method:	Internal accessory optional code:	Usage code:	Quadrupole product optional code:
1： 1pole 2： 2pole 3： 3pole 4： 4pole	2: Only electromagnetic release 3: Thermal+electromagnetic release		No code: for distribution protection 2: For motor protection	A: The N-pole is not equipped with an overcurrent release, and the N-pole is always connected B: The N-pole is not equipped with an overcurrent release, and the N-pole is opened and closed together with the other three poles C: Install an overcurrent release on the N-pole, and the N-pole will be combined and disconnected with the other three poles D: Install an overcurrent release on the N-pole and ensure that the N-pole is always connected

1	/	P	Z	In=100A
Additional function code:		Optional installation and wiring method code:	Protective accessory code:	Rated current:
No code: regular product V: Low temperature upgrade 50K VI: Low temperature upgrade 40K		No code: Board front wiring (fixed type) P: Connection bar (extended copper bar) Z1: Rear board wiring (fixed type) Z2Q: Plug in front wiring (split type) Z2H: Plug in board rear wiring (split type) Z3Q: Plug in front wiring (integrated) Z3H: Plug in board rear wiring (integrated) DF: withdrawable front panel wiring DR: Pull out board rear wiring K: Wiring box type JK: Incoming end only: Wiring box type CK: Outgoing terminal only: Wiring box type	No code: regular product Z: Terminal cover Note:The terminal cover only has three poles; 400, 630 points narrow length, wide length, default to wide length; 125, 2000, currently unavailable	125：10A、16A、20A、25A、32A、40A、50A、63A、80A、100A、125A 160：16A、20A、25A、32A、40A、50A、63A、80A、100A、125A、160A 250：100A、125A、160A、180A、200A、225A、250A 400：250A、315A、350A、400A 630：400A、500A、630A 800：500A、630A、700A、800A 1250：800A、1000A、1250A 2000 ：1000A、1250A、1600A、2000A

External attachments

Molded case circuit breaker:		GYCM8-125				GYCM8-160			GYCM8-250		GYCM8-400	
Number of poles		1P	2P	3P	4P	2P	3P	4P	3P	4P	3P	4P
GYCM8 External Accessories:	Electric operation	-	-	■	■	-	■	■	■	■	■	■
	Hand operation	-	-	■	■	-	■	■	■	■	■	■
	Expansion copper bar	■	■	■	■	■	■	■	■	■	■	■
	Mechanical interlocking	-	-	■	■	-	■	■	■	■	■	■
	Insert type front split type	-	-	■	■	-	■	■	■	■	■	■
	Insert type front integrated panel	-	-	■	■	-	■	■	■	■	■	■
	Insert type front fixed type	-	-	■	■	-	■	■	■	■	■	■
	Insert type rear split type	-	-	■	■	-	■	■	■	■	■	■
	Insert type rear integrated board	-	-	■	■	-	■	■	■	■	■	■
	Insert type rear fixed type	-	-	■	■	-	■	■	■	■	■	■
	After the pull-out board	-	-	-	-	-	-	-	-	-	■	-

Molded case circuit breaker:		GYCM8-630		GYCM8-800		GYCM8-1250		GYCM8-2000	
Number of poles		3P	4P	3P	4P	3P	4P	3P	4P
GYCM8 External Accessories:	Electric operation	■	■	■	■	■	■	■	■
	Hand operation	■	■	■	■	■	■	■	■
	Expansion copper bar	■	■	■	■	■	■	■	■
	Mechanical interlocking	■	■	■	■	-	-	-	-
	Insert type front split type	■	■	■	■	-	-	-	-
	Insert type front integrated panel	■	■	■	■	-	-	-	-
	Insert type front fixed type	■	■	■	■	-	-	-	-
	Insert type rear split type	■	■	■	■	-	-	-	-
	Insert type rear integrated board	■	■	■	■	-	-	-	-
	Insert type rear fixed type	■	■	■	■	-	-	-	-
	After the pull-out board	■	-	■	-	-	-	-	-

Main performance indicators

Molded case circuit breaker		GYCM8-125				GYCM8-160			
Shell level current In:		10A、16A、20A、25A、32A、40A、50A、63A、80A、100A、125A				10A、16A、20A、25A、32A、40A、50A、63A、80A、100A、125A、140A、160A			
Short circuit breaking capacity code:		C	S	M	H	C	S	M	H
Number of poles:		1P；2P；3P；4P				2P（无M/H）;3P；4P			
Rated working voltage Ue (V), AC:		AC230V AC400V AC690V	AC230V AC400V AC690V	AC230V(1P)；AC400V(2P/3P/4P)	AC230V(1P)；AC400V(2P/3P/4P)	AC230V AC400V AC690V	AC230V; AC400V; AC690V	AC230V AC400V AC690V	AC230V AC400V AC690V
Rated insulation voltage Ui (V):		1000V	1000V	1000V	1000V	1000V	1000V	1000V	1000V
Rated impulse withstand voltage Uimp (kV):		8kV	8kV	8kV	8kV	8kV	8kV	8kV	8kV
Rated operating short-circuit segmentation capacity Ics(%Icu):	AC230V:	5kA	15kA	35kA (3P/4P)	50kA	7kA	10kA	25kA	35kA
	AC400V:	5kA	13kA(3P/4P)	18kA(2P/3P/4P)	50kA	10kA	13kA;	18kA	35kA（2P）50kA (3P/4P)
	AC690V:	3kA	3kA(3P/4P)	5kA(3p/4P)	8kA	2kA	3kA	5kA	10kA
Rated ultimate short-circuit segmentation capacity Icu（kA）:	AC230V:	8kA	30kA	36kA（1P）50kA（3P/4P）	50kA	10kA	20kA	30kA	50kA
	AC400V:	8kA	25kA(3p/4P)	36kA(2P/3P/4P)	50kA	15kA	25kA	36kA	50kA
	AC690V:	5kA	6kA(3p/4P)	10kA(3p/4P)	15kA	8kA	6kA	10kA	15kA
Selective categories:		Class A							
Type of overcurrent release:		Thermomagnetic type							
GYCM8 External dimensions (mm)width (W)*Length (L)*height(H)	Shell level current	GYCM8-125				GYCM8-160			
	poles Number	1P	2P	3P	4P	2P	3P	4P	
	wide	25	50	75	100	60	90	120	
	length	130	130	130	130	155	155	155	
	height/ Face cover	68	68	68	68	68/82	68/82	68/82	
	height/ Handle	94.5	94.5	94.5	94.5	94/108	94/108	94/108	

Note: The height from the bottom of the base to the (cover/handle)

Main performance indicators

Molded case circuit breaker		GYCM8-250				GYCM8-400			GYCM8-630	
Shell level current In:		100A,125A,140A,160A,180A,200A,225A,250A				250A、315A、350A、400A			500A、630A	
Short circuit breaking capacity code:		C	S	M	H	S	M	H	M	H
Number of poles:		3P；4P				3P；4P			3P；4P	
Rated working voltage Ue (V), AC:		AC230V AC400V AC690V	AC230V; AC400V; AC690V	AC230V AC400V AC690V	AC230V AC400V AC690V	AC230V AC400V AC690V	AC230V AC400V AC690V	AC230V AC400V AC690V	AC230V AC400V AC690V	AC230V AC400V AC690V
Rated insulation voltage Ui (V):		1000V	1000V	1000V	1000V	1000V	1000V	1000V	1000V	1000V
Rated impulse withstand voltage Uimp (kV):		8kV	8kV	8kV	8kV	8kV	8kV	8kV	8kV	8kV
Rated operating short-circuit segmentation capacity Ics(%Icu):	AC230V:	20kA	25kA	40kA	50kA	25kA	40kA	50kA	20kA	30kA
	AC400V:	10kA	15kA	35kA	50kA	15kA	35kA	65kA	35kA	65kA
	AC690V:	3kA	4kA	10kA	15kA	4kA	10kA	12kA	5kA	30kA
Rated ultimate short-circuit segmentation capacity Icu（kA）:	AC230V:	30kA	50kA	65kA	70kA	50kA	65kA	70kA	30kA	50kA
	AC400V:	15kA	30kA	50kA	65kA	30kA	50kA	65kA	50kA	65kA
	AC690V:	5kA	8kA	15kA	20kA	8kA	20kA	25kA	10kA	20kA
Selective categories:		Class A								
Type of overcurrent release:		Thermomagnetic type								
GYCM8 External dimensions (mm)width (W)*Length (L)*height(H)	Shell level current	GYCM8-250				GYCM8-400			GYCM8-630	
	poles Number	3P		4P		3P		4P	3P	4P
	wide	105		140		140		184	140	184
	length	165		165		257		257	257	257
	height/ Face cover	68	88	68	88	103		103	103	103
	height/ Handle	96	116	96	116	152		152	152	152

Note: The height from the bottom of the base to the (cover/handle)

Main performance indicators

Molded case circuit breaker		GYCM8-800		GYCM8-1250			GYCM8-2000	
Shell level current In:		500A、630A、700A、800A		630A、700A、800A、1000A、1250A			1000A、1250A、1600A、2000A	
Short circuit breaking capacity code:		M	H	S	M	H	M	H
Number of poles:		3P；4P		3P；4P			3P；4P	
Rated working voltage Ue (V), AC:		AC230V AC400V AC690V	AC230V AC400V AC690V	AC240V; AC400V; C690V	AC230V AC400V AC690V	AC230V AC400V AC690V	AC400V AC690V	AC690V AC400V
Rated insulation voltage Ui (V):		1000V	1000V	1000V	1000V	1000V	1000V	1000V
Rated impulse withstand voltage Uimp (kV):		8kV	8kV	8kV	8kV	8kV	8kV	8kV
Rated operating short-circuit segmentation capacity Ics(%Icu)：	AC230V：	65kA	70kA	40kA	65kA	70kA	-	-
	AC400V：	50kA	65kA	35kA	50kA	65kA	50kA	85kA
	AC690V：	15kA	20kA	10kA	15kA	20kA	20kA	20kA
Rated ultimate short-circuit segmentation capacity Icu（kA）：	AC230V：	80kA	85kA	65kA	80kA	85kA	-	-
	AC400V：	65kA	85kA	50kA	65kA	85kA	50kA	100kA
	AC690V：	25kA	35kA	20kA	25kA	35kA	20kA	20kA
Selective categories:		Class A						
Type of overcurrent release:		Thermomagnetic type						
GYCM8 External dimensions (mm)width (W)*Length (L)*height(H)	Shell level current	GYCM8-800		GYCM8-1250			GYCM8-2000	
	poles Number	3P	4P	3P		4P	3P	4P
	wide	210	280	210		280	210	280
	length	275.5	275.5	275.5		275.5	340	340
	height/ Face cover	103	103	103		103	141	141
	height/ Handle	152	152	152		152	244	244

Note: The height from the bottom of the base to the (cover/handle)

The inner accessories code

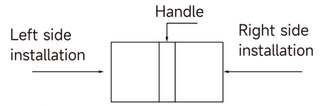

- Alarm contact
- Single auxiliary contact (one set of conversion)
- Dual auxiliary contacts (two sets of conversions)
- Undervoltage release
- Shunt release (mechanical)

Note 1:
Code 50: 125, 160 require customized left undervoltage; 250 requires customized left shunt, with optional range of shunt and undervoltage voltage: DC24V, DC110V, DC220V, AC230V, AC400V; Conventional production is AC230V.

Code	Name \ model / poles number	GYCM8-125			GYCM8-160			GYCM8-250		GYCM8-400/630		GYCM8-800/1250/2000	
		2P	3P	4P	2P	3P	4P	3P	4P	3P	4P	3P	4P
00	nothing	—	—	—	—	—	—	—	—	—	—	—	—
08	Alarm contact	—	□	□	—	□	□	□	□	□	□	□	□
10	Shunt release	□ ●	□ ●	□ ●	□ ●	□ ●	□ ●	□ ●	□ ●	□ ●	□ ●	□ ●	□ ●
18	Shunt release+ alarm contact	—	□ ●	□ ●	—	□ ●	□ ●	□ ●	□ ●	□ ●	□ ●	□ ●	□ ●
20	Single auxiliary contact	□ ◧	◧	◧	□ ◧	◧	◧	◧	◧	◧	◧	◧	◧
27	Dual auxiliary contacts	□ ◨	◨	◨	□ ◨	◨	◨	◨	◨	◨	◨	◨	◨
28	Single auxiliary contact+ alarm contact	—	□	□	—	□	□	□	□	□	□	□	□
29	Dual auxiliary contacts+ alarm contacts	—	□ ◨	□ ◨	—	□ ◨	□ ◨	□ ◨	□ ◨	□ ◨	□ ◨	□ ◨	□ ◨
30	Undervoltage release	□ ○	□ ○	□ ○	□ ○	□ ○	□ ○	□ ○	□ ○	□ ○	□ ○	□ ○	□ ○
38	Undervoltage release+ alarm contact	—	□ ○	□ ○	—	□ ○	□ ○	□ ○	□ ○	□ ○	□ ○	□ ○	□ ○
40	Shunt release+single auxiliary contact	—	◧ ●	◧ ●	—	◧ ●	◧ ●	◧ ●	◧ ●	◧ ●	◧ ●	◧ ●	◧ ●
41	Shunt release+dual auxiliary contacts	—	◨ ●	◨ ●	—	◨ ●	◨ ●	◨ ●	◨ ●	◨ ●	◨ ●	◨ ●	◨ ●
48	Shunt release+auxiliary alarm contact	—	□ ◧ ●	□ ◧ ●	—	□ ◧ ●	□ ◧ ●	□ ◧ ●	□ ◧ ●	□ ◧ ●	□ ◧ ●	□ ◧ ●	□ ◧ ●
50	Shunt release+ undervoltage release	—	○ ●	○ ●	—	○ ●	○ ●	● ○	● ○	● ○	● ○	● ○	● ○
60	Two sets of single auxiliary contacts	—	◧ ◧	◧ ◧	—	◧ ◧	◧ ◧	◧ ◧	◧ ◧	◧ ◧	◧ ◧	◧ ◧	◧ ◧
61	Single auxiliary contact+ double auxiliary contact	—	◨ ◧	◨ ◧	—	◨ ◧	◨ ◧	◨ ◧	◨ ◧	◨ ◧	◨ ◧	◨ ◧	◨ ◧
62	Two sets of double auxiliary contacts	—	◨ ◨	◨ ◨	—	◨ ◨	◨ ◨	◨ ◨	◨ ◨	◨ ◨	◨ ◨	◨ ◨	◨ ◨
68	Single auxiliary contact+ auxiliary alarm contact	—	□ ◧ ◧	□ ◧ ◧	—	□ ◧ ◧	□ ◧ ◧	□ ◧ ◧	□ ◧ ◧	□ ◧ ◧	□ ◧ ◧	□ ◧ ◧	□ ◧ ◧
69	Dual auxiliary contacts+ auxiliary alarm contacts	—	□ ◨ ◨	□ ◨ ◨	—	□ ◨ ◨	□ ◨ ◨	□ ◨ ◨	□ ◨ ◨	□ ◨ ◨	□ ◨ ◨	□ ◨ ◨	□ ◨ ◨
70	Undervoltage release+ single auxiliary contact	—	◧ ○	◧ ○	—	◧ ○	◧ ○	◧ ○	◧ ○	◧ ○	◧ ○	◧ ○	◧ ○
71	Undervoltage release+ dual auxiliary contacts	—	◨ ○	◨ ○	—	◨ ○	◨ ○	◨ ○	◨ ○	◨ ○	◨ ○	◨ ○	◨ ○
78	Undervoltage release+ auxiliary alarm contact	—	□ ◧ ○	□ ◧ ○	—	□ ◧ ○	□ ◧ ○	□ ◧ ○	□ ◧ ○	□ ◧ ○	□ ◧ ○	□ ◧ ○	□ ◧ ○

GYCM8 Plastic-case
GYCM8AL Plastic-case
GYCM8RT Plastic-case
GYCM8LY Plastic-case
GYCM8E Plastic-case
GYCM8EY Plastic-case
GYCM8ELY Plastic-case

GYCM8AL
Thermomagnetic Overload Alarm Non-Tripping Plastic Case Circuit Breaker

·Specialized For Firefighting Sites
·Specialized For Hospital
·Overload And Non Cutting power protection

Product model and definition

GYCM8AL-	160	M	P1	/
Product code:	Shell level current Optional code:	Short-Circuit Breaking Capacity Optional Code:	Optional operation code:	
GYCM8AL Thermomagnetic Overload Alarm Non-Tripping Plastic Case Circuit Breaker	160 250 400 630 800	C: Basic S: Standard M: Medium Breaking H: High Breaking Attention: Normally Produce M Type; 400、630、800	No Code : Direct Operation P1: DC3 Motorized Operation (General Market Model) P2: DC6 Motorized Operation (Picture Model) ZY1: Turn the Handle(Hand-operated center style-Round Handle)-(Routine factory preferred) ZF1: Turn the Handle(Hand-operated center style-Square Handle) ZY2: Turn the Handle(Hand Operated Eccentric Style-Round Handle) ZF2: Turn the Handle(Hand Operated Eccentric Style-Square Handle) Z3: Turn the Handle(Hand-operated integrated)(Only for 160、250) Attention : Motorized Operation Voltage : DC24、DC110V、DC220V、AC230V、 AC400V ; Normally produce AC230V type.	

4	3	0	2	B
Pole number:	Trip Code:	Internal accessories optional code:	Use code: No Code:	Four Pole Product Optional Code:
3 : 3pole 4 : 4pole	3 : Thermal + Electro-magnetic Tripper	GYCMBAL Therm Magnetic OverloaAlarm Non-Trippi Breaker InternalPlastic Case CircuAccessoriesInstallation Detail the lead type: winfactory default islength 500mm others need customization)customization available:Undervoltageaccessories haveterminal type	distributionprotection Protection2:Motor Protection Attention: ≤40A8.5In no action,500Aaction700A-800A No Motor Protection Type	A:N-pole is not fitted with an overcurrent trip,Npole is always on B:The N pole is notequipped with an overcurrent trip.N pole close and open with other three poles. C: N pole is installed with an overcurrent trip, N pole close and open with other three poles. D: N-pole is fitted with an overcurrent trip, N pole is always on

P	Z	In=100A
Four Pole Product Optional Code:	Protective accessory code:	Rated current:
Front Panel Wiring (Fixed Type) P: Coupling Line (Extended Copper Rows) Z1 : Wiring behind the board (fixed type) Z2Q: Plug-in front wiring (split type) Z2H: Plug-in rear wiring (split type) Z3Q : Plug-in front wiring (one-piece) Z3H : Plug-in rear wiring (one-piece) DF : Withdrawal type front wiring DR : Withdrawal type rear wiring Attention : 160、250non-withdrawable	No code: General products Z:Terminal Cover:Terminal cover is only available for three-pole version; 400, 630 has narrow and long models, wide and long models, the default is wide and long models	160: 16A, 20A, 25A, 32A. 40A, 50A, 63A, 80A、 100A, 125A, 160A250: 100A, 125A, 140A 160A, 180A, 200A, 225A、 250A 400: 250A, 315A350A, 400A630: 500A, 630A 800: 630A, 800A

External attachments

Molded case circuit breaker:		GYCM8AL-160		GYCM8AL-250		GYCM8AL-400		GYCM8AL-630	
Number of poles		3P	4P	3P	4P	3P	4P	3P	4P
GYCM8AL External Accessories:	Electric operation	■	■	■	■	■	■	■	■
	Hand operation	■	■	■	■	■	■	■	■
	Expansion copper bar	■	■	■	■	■	■	■	■
	Mechanical interlocking	■	■	■	■	■	■	■	■
	Insert type front split type	■	■	■	■	■	■	■	■
	Insert type front integrated panel	■	■	■	■	■	■	■	■
	Insert type front fixed type	■	■	■	■	■	■	■	■
	Insert type rear split type	■	■	■	■	■	■	■	■
	Insert type rear integrated board	■	■	■	■	■	■	■	■
	Insert type rear fixed type	■	■	■	■	■	■	■	■
	After the pull-out board	-	-	-	-	-	-	■	-

Molded case circuit breaker:		GYCM8AL-800							
Number of poles		3P	4P						
GYCM8AL External Accessories:	Electric operation	■	■						
	Hand operation	■	■						
	Expansion copper bar	■	■						
	Mechanical interlocking	■	■						
	Insert type front split type	■	■						
	Insert type front integrated panel	■	■						
	Insert type front fixed type	■	■						
	Insert type rear split type	■	■						
	Insert type rear integrated board	■	■						
	Insert type rear fixed type	■	■						
	After the pull-out board	■	-						

Main performance indicators

Plastic Case Circuit Breaker		GYCM8AL-160				GYCM8AL-250			
Shell rated current In:		16A、20A、25A、32A、40A、50A、63A、80A、100A、125A、140A、160A				100A、125A、140A、160A、180A、200A、225A、250A			
Breaking Capacity code:		C	S	M	H	C	S	M	H
Poles:		3P；4P				3P；4P			
Rated Voltage Ue(V),AC		AC400V	AC400V	AC400V	AC400V	AC400V	AC400V	AC400V	AC400V
Rated Insulation Voltage Ui(V)		1000V	1000V	1000V	1000V	1000V	1000V	1000V	1000V
Rated impulse withstand voltage Uimp（kV）:		8kV	8kV	8kV	8kV	8kV	8kV	8kV	8kV
Rated Breaking Capacity Ics(%Icu):	AC400V	3kA	5kA	10kA	50kA	3kA	5kA	10kA	50kA
Rated Ultimate Breaking Capa-city Icu (KA)	AC400V	5kA	8kA	20kA	50kA	5kA	8kA	20kA	50kA
Selective Categories:		A Type	A Type	A Type	A Type	A Type	A Type	A Type	A Type
Types of Overcurrent Trips:		Thermomagnetic							
GYCM8AL Dimension（mm）W*L*H	Shell rated current	GYCM8AL-160				GYCM8AL-250			
	Poles	3P		4P		3P		4P	
	Width	90		120		105		140	
	Length	155		155		165		165	
	Height/Cover	68	82	68	82	68	88	68	88
	Height/Handle	94	108	94	108	96	116	96	116

Note: Height from base bottom to (cover/handle)

Main performance indicators

Plastic Case Circuit Breaker:		GYCM8AL-400		GYCM8AL-630		GYCM8AL-800	
Shell rated current In:		320A、350A、400A		400A、500A、630A		630A、700A、800A	
Breaking Capacity code:		M	H	M	H	M	H
Poles:		3P；4P		3P；4P		3P；4P	
Rated Voltage Ue(V),AC:		AC400V	AC400V	AC400V	AC400V	AC400V	AC400V
Rated Insulation VoltageUi(V):		1000V	1000V	1000V	1000V	1000V	1000V
Rated impulse withstand voltage Uimp (kV):		8kV	8kV	8kV	8kV	8kV	8kV
Rated Breaking Capacity Ics(%Icu):	AC400V	36kA	50kA	36kA	50kA	50kA	65kA
Rated Ultimate Breaking Capacity Icu (kA)	AC400V	50kA	50kA	50kA	50kA	65kA	85kA
Selective Categories:		A Type	A Type	A Type	A Type	A Type	A Type
Types of Overcurrent Trips:		Thermomagnetic	Thermomagnetic	Thermomagnetic	Thermomagnetic	Thermomagnetic	Thermomagnetic
GYCM8AL Dimension（mm）W*L*H	Shell rated current	GYCM8AL-400		GYCM8AL-630		GYCM8AL-800	
	Poles	3P	4P	3P	4P	3P	4P
	Width	140	184	140	184	210	280
	Length	257	257	257	257	275.5	275.5
	Height/Cover	103	103	103	103	103	103
	Height/Handle	152	152	152	152	152	152

Note: Height from base bottom to (cover/handle)

The inner accessories code

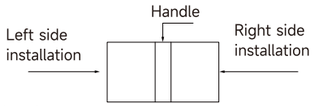

- ☐ Alarm contact
- ◧ Single auxiliary contact (one set of conversion)
- ◨ Dual auxiliary contacts (two sets of conversions)
- ○ Undervoltage release
- ● Shunt release (mechanical)

Note 1:
Code 50: 125, 160 require customized left undervoltage; 250 requires customized left shunt, with optional range of shunt and undervoltage voltage: DC24V, DC110V, DC220V, AC230V, AC400V; Conventional production is AC230V.

AccessoryDesignatr and Mounting Location	model / poles / Attachment name	GYCM8AL-160		GYCM8AL-250		GYCM8AL-400		GYCM8AL-800	
		3P	4P	3P	4P	3P	4P	3P	4P
00	nothing	—	—	—	—	—	—	—	—
08	Alarm contact	☐	☐	☐	☐	☐	☐	☐	☐
10	Shunt release	—	—	●	●	●	●	●	●
18	Shunt release+ alarm contact	—	—	—	—	●☐	●☐	●☐	●☐
20	Single auxiliary contact	◧	◧	◧	◧	◧	◧	◧	◧
27	Dual auxiliary contacts	◨	◨	◨	◨	◨	◨	◨	◨
28	Single auxiliary contact+ alarm contact	☐◧	☐◧	☐◧	☐◧	☐◧	☐◧	☐◧	☐◧
29	Dual auxiliary contacts+ alarm contacts	—	—	—	—	☐◨	☐◨	☐◨	☐◨
30	Undervoltage release	○	○	○	○	○	○	○	○
38	Undervoltage release+ alarm contact	—	—	—	—	☐○	☐○	☐○	☐○
40	Shunt release+single auxiliary contact	—	—	—	—	◧●	◧●	◧●	◧●
41	Shunt release+dual auxiliary contacts	—	—	—	—	◨●	◨●	◨●	◨●
48	Shunt release+auxiliary alarm contact	—	—	—	—	☐◨●	☐◨●	☐◨●	☐◨●
50	Shunt release+ undervoltage release	—	—	—	—	—	—	—	—
60	Two sets of single auxiliary contacts	—	—	—	—	◧◧	◧◧	◧◧	◧◧
61	Single auxiliary contact+ double auxiliary contact	—	—	—	—	◨◧	◨◧	◨◧	◨◧
62	Two sets of double auxiliary contacts	—	—	—	—	—	—	—	—
68	Single auxiliary contact+ auxiliary alarm contact	—	—	—	—	☐◧◧	☐◧◧	☐◧◧	☐◧◧
69	Dual auxiliary contacts+ auxiliary alarm contacts	—	—	—	—	☐◨◧	☐◨◧	☐◨◧	☐◨◧
70	Undervoltage release+ single auxiliary contact	—	—	—	—	○◧	○◧	○◧	○◧
71	Undervoltage release+ dual auxiliary contacts	—	—	—	—	—	—	—	—
78	Undervoltage release+ auxiliary alarm contact	—	—	—	—	☐○◧	☐○◧	☐○◧	☐○◧

GYCM8RT series thermomagnetic dualadjustable plastic case circuit breaker

- ·Low temperature rise
- ·Small volume
- ·With thermal adjustable 0.8-1.0 In
- ·Magnetic adjustable 5-10In protection function
- ·Adopting a multi contact structure design

Product model and definition

GYCM8RT-	160	M	P1	/
Product code:	Shell level current Optional code:	Optional code for short-circuit breaking capacity:	Optional operation code:	
GYCM8RT series thermal magnetic double adjustable molded case circuit breaker	125 160 250 400 630 800 1250 2000 Note: 125Only GYCM8RT/A has	C: Basic type S: Standard type M: Higher breaking type H: High breaking type Note:Conventional production is M-type;400, 630, 8001250 and 2000 only have M and H types	No code: direct operation P1: DC3 electric operation (market standard) P2: DC6 series electric operation (as shown in the picture) ZY1: Rotating handle (manual center type - circular handle)-(Preferred for regular factory use) ZF1: Rotating handle (manual center type - square handle) ZY2: Rotating handle (hand operated eccentric circular handle) Zf2: Rotating handle (manual eccentric square handle) Z3: Rotating handle (hand operated integrated) (Only available in 160 and 250) Note:The electric operating voltage is divided into DC24, DC110V、DC220V, AC230V, AC400V; Conventional production is AC230V	

4	3	0	B
Pole number:	Optional code for release method:	Internal accessory optional code:	Quadrupole product optional code:
3 : 3pole 4 : 4pole	3: Thermal+electromagnetic release		A: The N-pole is not equipped with an overcurrent release, and the N-pole is always connected B: The N-pole is not equipped with an overcurrent release, and the N-pole is opened and closed together with the other three poles C: Install an overcurrent release on the N-pole, and the N-pole will be combined and disconnected with the other three poles D: Install an overcurrent release on the N-pole and ensure that the N-pole is always connected

P	Z	In=100A
Optional installation and wiring method code:	Protective accessory code:	Rated current:
No code: Board front wiring (fixed type) P: Connection bar (extended copper bar) Z1: Rear board wiring (fixed type) Z2Q: Plug in front wiring (split type) Z2H: Plug in board rear wiring (split type) Z3Q: Plug in front wiring (integrated) Z3H: Plug in board rear wiring (integrated) DF: withdrawable front panel wiring DR: Pull out board rear wiring Note: 160 and 250 have no withdrawable type; 1250 and 2000 only have connecting bars	No code: regular product Z: Terminal cover	125:20A、25A、32A、40A、50A、63A、80A、100A、125A 160 ： 25A、32A、40A、50A、63A、80A、100A、 125A、160A 250 ： 160A、180A、200A、225A、250A 400 ： 315A、350A、400A 630 ： 500A、630A 800 ： 630A、800A 1250 ： 1000A、1250A 2000:1600A

External attachments

Molded case circuit breaker:		GYCM8RT/A-125		GYCM8RT-160		GYCM8RT-250		GYCM8RT-400	
Number of poles		3P	4P	3P	4P	3P	4P	3P	4P
GYCM8RT External Accessories:	Electric operation	■	■	■	■	■	■	■	■
	Hand operation	■	■	■	■	■	■	■	■
	Expansion copper bar	■	■	■	■	■	■	■	■
	Mechanical interlocking	■	■	■	■	■	■	■	■
	Insert type front split type	■	■	■	■	■	■	■	■
	Insert type front integrated panel	■	■	■	■	■	■	■	■
	Insert type front fixed type	■	■	■	■	■	■	■	■
	Insert type rear split type	■	■	■	■	■	■	■	■
	Insert type rear integrated board	■	■	■	■	■	■	■	■
	Insert type rear fixed type	■	■	■	■	■	■	■	■
	After the pull-out board	-	-	-	-	-	-	■	-

Molded case circuit breaker:		GYCM8RT-630		GYCM8RT-800		GYCM8RT-1250		GYCM8RT-2000	
Number of poles		3P	4P	3P	4P	3P	4P	3P	4P
GYCM8RT External Accessories:	Electric operation	■	■	■	■	■	■	■	■
	Hand operation	■	■	■	■	■	■	■	■
	Expansion copper bar	■	■	■	■	■	■	■	■
	Mechanical interlocking	■	■	■	■	-	-	-	-
	Insert type front split type	■	■	■	■	-	-	-	-
	Insert type front integrated panel	■	■	■	■	-	-	-	-
	Insert type front fixed type	■	■	■	■	-	-	-	-
	Insert type rear split type	■	■	■	■	-	-	-	-
	Insert type rear integrated board	■	■	■	■	-	-	-	-
	Insert type rear fixed type	■	■	■	■	-	-	-	-
	After the pull-out board	■	-	■	-	-	-	-	-

Main performance indicators

Molded case circuit breaker		GYCM8RT/A-125				GYCM8RT-160				GYCM8RT-250			
Shell level current In:		16A、20A、25A、32A、40A、50A、63A、80A、100A、125A、				25A、32A、40A、50A、63A、80A、100A、125A、140A、 160A				100A、125A、140A、 160A、180A、200A、225A、250A			
Short circuit breaking capacity code:		C	S	M	H	C	S	M	H	C	S	M	H
Number of poles:		3P；4P				3P；4P				3P；4P			
Rated working voltage Ue (V), AC:		AC400V	AC400V	AC400V	AC400V	AC400V	AC400V	AC400V	AC400V	AC400V	AC400V	AC400V	AC400V
Rated insulation voltage Ui (V):		1000V	1000V	1000V	1000V	1000V	1000V	1000V	1000V	1000V	1000V	1000V	1000V
Rated impulse withstand voltage Uimp (kV):		8kV	8kV	8kV	8kV	8kV	8kV	8kV	8kV	8kV	8kV	8kV	8kV
Rated operating short-circuit segmentation capacity Ics(%Icu)：	AC400V	5kA	10kA	18kA	50kA	5kA	10kA	10kA	50kA	5kA	8kA	10kA	50kA
Rated ultimate short-circuit segmentation capacity Icu（kA）：	AC400V	10kA	20kA	36kA	50kA	8kA	20kA	20kA	50kA	8kA	15kA	20kA	50kA
Selective categories:		Class A											
Type of overcurrent release:		Thermomagnetic type											

GYCM8RT External dimensions (mm)width (W)*Length (L)*height(H)	Shell level current	GYCM8RT/A-125		GYCM8RT-160				GYCM8RT-250				
	poles Number	3P	4P	3P		4P		3P		4P		
	wide	75	100	90		120		105		140		
	length	130	130	155		155		165		165		
	height/ Face cover	68	68	68	82	68	82	68	88	68	88	
	height/ Handle	94.5	94.5	94	108	94	108	96	116	96	116	

Note: The height from the bottom of the base to the (cover/handle)

Main performance indicators

Molded case circuit breaker		GYCM8RT-40		GYCM8RT-630		GYCM8RT-800		GYCM8RT-1250		GYCM8RT-2000	
Shell level current In:		320A、350A、400A		400A、500A、630A;		630A、700A、800A		1000A、1250A		1600A	
Short circuit breaking capacity code:		M	H	M	H	M	H	M	H	M	H
Number of poles:		3P; 4P		3P; 4P		3P; 4P		3P; 4P		3P; 4P	
Rated working voltage Ue (V), AC:		AC400V	AC400V	AC400V	AC400V	AC400V	AC400V	AC400V	AC400V	AC400V	AC400V
Rated insulation voltage Ui (V):		1000V	1000V	1000V	1000V	1000V	1000V	1000V	1000V	1000V	1000V
Rated impulse withstand voltage Uimp (kV):		8kV	8kV	8kV	8kV	8kV	8kV	8kV	8kV	8kV	8kV
Rated operating short-circuit segmentation capacity Ics(%Icu):	AC400V	50kA	50kA	50kA	50kA	50kA	65kA	50kA	65kA	50kA	85kA
Rated ultimate short-circuit segmentation capacity Icu (kA):	AC400V	50kA	50kA	50kA	50kA	65kA	85kA	65kA	85kA	50kA	100kA
Selective categories:		Class A									
Type of overcurrent release:		Thermomagnetic type									
GYCM8RT External dimensions (mm)width (W)*Length (L)*height(H)	Shell level current	GYCM8RT-400		GYCM8RT-630		GYCM8RT-800		GYCM8RT-1250		GYCM8RT-2000	
	poles Number	3P	4P	3P	4P	3P	4P	3P	4P	3P	4P
	wide	140	184	140	184	210	280	210	280	210	280
	length	257	257	257	257	275.5	275.5	275.5	275.5	340	340
	height/ Face cover	103	103	103	103	103	103	103	103	141	141
	height/ Handle	152	152	152	152	152	152	152	152	244	244

Note: The height from the bottom of the base to the (cover/handle)

The inner accessories code

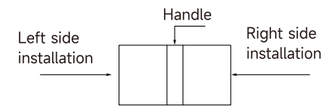

- Alarm contact
- Single auxiliary contact (one set of conversion)
- Dual auxiliary contacts (two sets of conversions)
- Undervoltage release
- Shunt release (mechanical)

Note 1:
Code 50: 125, 160 require customized left undervoltage; 250 requires customized left shunt, with optional range of shunt and undervoltage voltage: DC24V, DC110V, DC220V, AC230V, AC400V; Conventional production is AC230V.

Code	Name \ model / poles number	GYCM8RT/A-125		GYCM8RT-160		GYCM8RT-250		GYCM8RT-400/630		GYCM8RT-800/1250/2000	
		3P	4P	3P	4P	3P	4P	3P	4P	3P	4P
00	nothing	—	—	—	—	—	—	—	—	—	—
08	Alarm contact										
10	Shunt release										
18	Shunt release+ alarm contact										
20	Single auxiliary contact										
27	Dual auxiliary contacts										
28	Single auxiliary contact+ alarm contact										
29	Dual auxiliary contacts+ alarm contacts										
30	Undervoltage release										
38	Undervoltage release+ alarm contact										
40	Shunt release+single auxiliary contact										
41	Shunt release+dual auxiliary contacts										
48	Shunt release+auxiliary alarm contact										
50	Shunt release+ undervoltage release										
60	Two sets of single auxiliary contacts										
61	Single auxiliary contact+ double auxiliary contact										
62	Two sets of double auxiliary contacts										
68	Single auxiliary contact+ auxiliary alarm contact										
69	Dual auxiliary contacts+ auxiliary alarm contacts										
70	Undervoltage release+ single auxiliary contact										
71	Undervoltage release+ dual auxiliary contacts										
78	Undervoltage release+ auxiliary alarm contact										

GYCM8LY series thermomagnetic leakage plastic case circuit breaker

·Thermal magnetic protection function
·Residual current protection function
·Leakage alarm non tripping function optional

Product model and definition

GYCM8LY-	160	M	P1	/
Product code:	Shell level current Optional code:	Optional code for short-circuit breaking capacity:	Optional operation code:	
GYCM8LY series thermomagnetic leakage plastic case circuit breaker	125 160 250 400 630 800 1250 Note: 125, 160, and 250 are only available for C and S types 400, 630, 800, 1250 only have M and H types	C: Basic type S: Standard type M: Higher breaking type H: High breaking type Note:Conventional production is M-type;400, 630, 8001250 and 2000 only have M and H types	No code: direct operation P1: DC3 electric operation (market standard) P2: DC6 series electric operation (as shown in the picture) ZY1: Rotating handle (manual center type - circular handle)-(Preferred for regular factory use) ZF1: Rotating handle (manual center type - square handle) ZY2: Rotating handle (hand operated eccentric circular handle) Zf2: Rotating handle (manual eccentric square handle) Z3: Rotating handle (hand operated integrated) (Only available in 160 and 250) Note:The electric operating voltage is divided into DC24, DC110V、DC220V, AC230V, AC400V; Conventional production is AC230V	

4	3	0	2	B
Pole number:	Optional code for release method:	Internal accessory optional code:	Usage code:	Quadrupole product optional code:
2 : 2pole 3 : 3pole 4 : 4pole Note: The second pole is only 160, and the conventional production is for the fourth pole	2: Only electromagnetic release 3: Thermal+ electromagnetic release		No code: for distribution protection2: Motor protection note: ≤ 40A 8.5In does not operate, 500A operates 700-800A No motor protection type	A: The N-pole is not equipped with an overcurrent release, and the N-pole is always connectedB: The N-pole is not equipped with an overcurrent release, and the N-pole is opened and closed together with the other three polesC: Install an overcurrent release on the N-pole and connect the N-pole with the other three polesD: Install overcurrent release on N-pole and keep N-pole connected at all times

II	/	P	Z	In=100A
Additional function code:		Optional installation and wiring method code:	Protective accessory code:	Rated current:
No code: regular product I: Leakage alarm and trip II: Leakage alarm does not trip T:Communication function (Modbus protocol)		No code: Board front wiring (fixed type) P: Connection bar (extended copper bar) Z1: Rear board wiring (fixed type) Z2Q: Plug in front wiring (split type) Z2H: Plug in board rear wiring (split type) Z3Q: Plug in front wiring (integrated)Z3H: Plug in boa rd rear wiring (integrated) DF: withdrawable front panel wiring DR: Pull out board rear wiring Note: 160 and 250 without extraction type	No code: regular product Z: Terminal cover Note: Terminal covers are only threeExtremely abundant; 400, 630Divided into narrow and long styles, wide and long stylesDefault to wide and long styles;	125：16A、20A、25A、32A、40A、50A、63A、80A、100A、125A 160：16A、20A、25A、32A、40A、50A、63A、80A、100A、125A、160A 250 ： 100A、125A、160A、180A、200A、225A、250A 400 ： 250A、315A、350A、400A 800 ： 500A、630A、700A、800A 1250 ： 900A、1000A、1250A

External attachments

Molded case circuit breaker:		GYCM8LY-125			GYCM8LY-160			GYCM8LY-250		GYCM8LY-400		GYCM8LY-630		GYCM8LY-800		GYCM8LY-1250	
Number of poles		2P	3P	4P	2P	3P	4P	3P	4P	3P	4P	3P	4P	3P	4P	3P	4P
GYCM8LY External Accessories:	Electric operation	-	■	■	-	■	■	■	■	■	■	■	■	■	■	■	■
	Hand operation	-	■	■	-	■	■	■	■	■	■	■	■	■	■	■	■
	Expansion copper bar	■	■	■	■	■	■	■	■	■	■	■	■	■	■	■	■
	Mechanical interlocking	-	■	■	-	■	■	■	■	■	■	■	■	■	■	-	-
	Insert type front split type	-	■	■	-	■	■	■	■	■	■	■	■	■	■	-	-
	Insert type front integrated panel	-	■	■	-	■	■	■	■	■	■	■	■	■	■	-	-
	Insert type front fixed type	-	■	■	-	■	■	■	■	■	■	■	■	■	■	-	-
	Insert type rear split type	-	■	■	-	■	■	■	■	■	■	■	■	■	■	-	-
	Insert type rear integrated board	-	■	■	-	■	■	■	■	■	■	■	■	■	■	-	-
	Insert type rear fixed type	-	■	■	-	■	■	■	■	■	■	■	■	■	■	-	-
	After the pull-out board	-	-	-	-	-	-	-	-	■	-	■	-	■	-	-	-

Main performance indicators

Molded case circuit breaker		GYCM8LY-125				GYCM8LY-160				GYCM8LY-250				GYCM8LY-400	
Shell level current In:		16A、20A、25A、30A、32A、40A、50A、60A、63A、75A、80A、90A、100A、125A				16A、20A、25A、30A、32A、40A、50A、60A、63A、75A、80A、90A、100A、125A、140A、150A、160A				100A、125A、140A、150A、160A、175A、180A、200A、225A、250A				250A、315A、350A、400A	
Short circuit breaking capacity code:		C	S	M	H	C	S	M	H	C	S	M	H	M	H
Number of poles:		2P; 3P; 4P				2P; 3P; 4P				3P; 4P				3P; 4P	
Rated working voltage Ue (V), AC:		AC230V(2P)、AC400V(3P、3P+N、4P)				AC230V(2P)、AC400V(3P、3P+N、4P)				AC400V				AC400V	
Rated insulation voltage Ui (V):		1000V	1000V	1000V	1000V	1000V	1000V	1000V	1000V	1000V	1000V	1000V	1000V	1000V	1000V
Rated impulse withstand voltage Uimp (kV):		8kV	8kV	8kV	8kV	8kV	8kV	8kV	8kV	8kV	8kV	8kV	8kV	8kV	8kV
Rated operating short-circuit segmentation capacity Ics(%Icu):	AC400V	3kA	5kA	18kA	35kA	10kA	15kA	25kA	35kA	10kA	18kA	25kA	35kA	35kA	42kA
Rated ultimate short-circuit segmentation capacity Icu(kA)	AC400V	5kA	8kA	25kA	35kA	15kA	20kA	25kA	35kA	15kA	25kA	35kA	50kA	50kA	65kA
I△ m:		12.5kA	12.5kA	12.5kA	12.5kA	-	-	12.5kA	12.5kA	-	-	12.5kA	12.5kA	-	16.25kA
Rated residual action type:		AC type													
Selective categories:		Class A													
Type of overcurrent release:		Thermomagnetic type													
Leakage release type:		Electronic													

	Shell level current	GYCM8LY-125			GYCM8LY-160			GYCM8LY-250		GYCM8LY-400	
GYCM8LY External dimensions (mm)width (W)*Length (L)*height(H)	poles Number	2P	3P	4P	2P	3P	4P	3P	14P	3P	4P
	wide	50	75	100	60	90	120	105	140	140	184
	length	130	130	130	155	155	155	165	165	257	257
	height/ Face cover	68	68	68	68	68	68	68	68	103	103
	height/ Handle	94.5	94.5	94.5	94	94	94	96	96	152	152

Note: The height from the bottom of the base to the (cover/handle)

Main performance indicators

Molded case circuit breaker		GYCM8LY-630		GYCM8LY-800		GYCM8LY-1250	
Shell level current In:		400A、500A、630A		500A、630A、700A、800A		0	
Short circuit breaking capacity code:		M	H	M	H	M 1000A、1250A	H
Number of poles:		3P; 4P		3P; 4P		3P; 4P	
Rated working voltage Ue (V), AC:		AC400V	AC400V	AC400V	AC400V	AC400V	AC400V
Rated insulation voltage Ui (V):		1000V	1000V	1000V	1000V	1000V	1000V
Rated impulse withstand voltage Uimp (kV):		8kV	8kV	8kV	8kV	8kV	8kV
Rated operating short-circuit segmentation capacity Ics(%Icu):	AC400V:	35kA	50kA	35kA	50kA	35kA	50kA
Rated ultimate short-circuit segmentation capacity Icu(kA)	AC400V:	50kA	65kA	50kA	65kA	50kA	65kA
Rated residual operating current I△ n (mA):		50mA、100mA、200mA、300mA、500mA、800mA、1000mA（Choose any four adjustable gears）					
I△ m:		16.25kA	16.25kA	16.25kA	16.25kA	16.25kA	16.25kA
Rated residual action type:		AC type					
Selective categories:		Class A					
Type of overcurrent release:		Thermomagnetic type					
Leakage release type:		Electronic					

	Shell level current	GYCM8LY-630		GYCM8LY-800		GYCM8LY-1250	
GYCM8LY External dimensions (mm)width (W)*Length (L)*height(H)	poles Number	3P	4P	3P	4P	3P	4P
	wide	140	184	210	280	210	280
	length	257	257	275.5	275.5	275.5	275.5
	height/ Face cover	103	103	103	103	103	103
	height/ Handle	152	152	152	152	152	152

Note: The height from the bottom of the base to the (cover/handle)

The inner accessories code

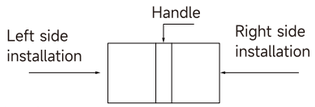

- Alarm contact
- Single auxiliary contact (one set of conversion)
- Dual auxiliary contacts (two sets of conversions)
- Undervoltage release
- Shunt release (mechanical)

Note 1:
Code 50: 125, 160 require customized left undervoltage; 250 requires customized left shunt, with optional range of shunt and undervoltage voltage: DC24V, DC110V, DC220V, AC230V, AC400V; Conventional production is AC230V.

Code	model / poles number / Name	GYCM8LY-125		GYCM8LY-160		GYCM8LY-250		GYCM8LY-400		GYCM8LY-800/1250	
		3P	4P	3P	4P	3P	4P	3P	4P	3P	4P
00	nothing	—	—	—	—	—	—	—	—	—	—
08	Alarm contact	□	□	□	□	□	□	□	□	□	□
10	Shunt release	—	●	—	●	●	●	●	●	●	●
18	Shunt release+ alarm contact	—	□●	—	□●	—	□●	●□	□●	●□	□●
20	Single auxiliary contact	◧	◧	◧	◧	◧	◧	◧	◧	◧	◧
27	Dual auxiliary contacts	▮	▮	▮	▮	▮	▮	▮	▮	▮	▮
28	Single auxiliary contact+ alarm contact	◧□	◧□	◧□	◧□	◧□	◧□	◧□	◧□	◧□	◧□
29	Dual auxiliary contacts+ alarm contacts	—	□▮	—	□▮	—	□▮	▮□	□▮	▮□	□▮
30	Undervoltage release	○	○	○	○	○	○	○	○	○	○
38	Undervoltage release+ alarm contact	—	□○	—	□○	—	□○	□○	□○	□○	□○
40	Shunt release+single auxiliary contact	—	◧●	—	◧●	—	◧●	◧●	◧●	◧●	◧●
41	Shunt release+dual auxiliary contacts	—	▮●	—	▮●	—	▮●	▮●	▮●	▮●	▮●
48	Shunt release+auxiliary alarm contact	—	◧□●	—	◧□●	—	◧□●	◧□●	◧□●	◧□●	◧□●
50	Shunt release+ undervoltage release	—	○●	—	○●	—	●○	—	●○	—	●○
60	Two sets of single auxiliary contacts	—	◧◧	—	◧◧	—	◧◧	◧◧	◧◧	◧◧	◧◧
61	Single auxiliary contact+ double auxiliary contact	—	▮◧	—	▮◧	—	▮◧	▮◧	▮◧	▮◧	▮◧
62	Two sets of double auxiliary contacts	—	▮▮	—	▮▮	—	▮▮	—	▮▮	—	▮▮
68	Single auxiliary contact+ auxiliary alarm contact	—	□◧◧	—	□◧◧	—	□◧◧	□◧◧	□◧◧	□◧◧	□◧◧
69	Dual auxiliary contacts+ auxiliary alarm contacts	—	□◧▮	—	□◧▮	—	□◧▮	□◧▮	□◧▮	□◧▮	□◧▮
70	Undervoltage release+ single auxiliary contact	—	◧○	—	◧○	—	◧○	○◧	◧○	○◧	◧○
71	Undervoltage release+ dual auxiliary contacts	—	▮○	—	▮○	—	▮○	—	▮○	—	▮○
78	Undervoltage release+ auxiliary alarm contact	—	□◧○	—	□◧○	—	□◧○	○◧	□◧○	○◧	□◧○

GYCM8E series electronic plastic case circuit breaker

·Low temperature rise
· Integrated
· Small volume
· Adopting a multi blade designEquipped with electronic and thermal magnetic dual protection functions

Product model and definition

GYCM8E-	160	M	P1	/
Product code:	Shell level current Optional code:	Optional code for short-circuit breaking capacity:	Optional operation code:	
GYCM8RT series electronic plastic case circuit breaker	160 250 400 630 800 1250 2000	C: Basic type S: Standard type M: Higher breaking type H: High breaking type Note:Conventional production is M-type;400, 630, 8001250 and 2000 only have M and H types	No code: direct operation P1: DC3 electric operation (market standard) P2: DC6 series electric operation (as shown in the picture) ZY1: Rotating handle (manual center type - circular handle)-(Preferred for regular factory use) ZF1: Rotating handle (manual center type - square handle) ZY2: Rotating handle (hand operated eccentric circular handle) Zf2: Rotating handle (manual eccentric square handle) Z3: Rotating handle (hand operated integrated) (Only available in 160 and 250) Note:The electric operating voltage is divided into DC24, DC110V、DC220V, AC230V, AC400V; Conventional production is AC230V	

4	3	00	2	B	G	/
Pole number:	Knob optional code:	Internal accessory optional code:	Usage code:	Quadrupole product optional code:	Additional function code:	
3 : 3pole 4 : 4pole	3: 3 knobs 6: 6 knobs		No code: for distribution protection 2: For motor protection Note:Magnetic protection 14In does not operate, 20In operates 700A-2000A without motor protection type	A: The N-pole is not equipped with an overcurrent release, and the N-pole is always connected B: The N-pole is not equipped with an overcurrent release, and the N-pole is opened and closed together with the other three poles C: Install an overcurrent release on the N-pole, and the N-pole will be combined and disconnected with the other three poles D: Install an overcurrent release on the N-pole and ensure that the N-pole is always connected	No code: regular product G: With grounding protection III: Overload alarm does not trip R: Thermal magnetic protection function V: Low temperature upgrade 40K VI: Low temperature upgrade 50K VII: Low temperature	

P	Z	In=100A
Optional installation and wiring method code:	Protective accessory code:	Rated current:
No code: Board front wiring (fixed type) P: Connection bar (extended copper bar) Z1: Rear board wiring (fixed type) Z2Q: Plug in front wiring (split type) Z2H: Plug in board rear wiring (split type) Z3Q: Plug in front wiring (integrated) Z3H: Plug in board rear wiring (integrated) DF: withdrawable front panel wiring DR: Pull out board rear wiring Note:160, 250 non withdrawable;1250 and 2000 only have connecting bars	No code: regular product Z: Terminal cover Note: The terminal cover only has three poles;400, 630 points narrow length, wide length, default to wide length; 2000 Not available at the moment	160:32A (adjustable from 0.4 to 1.0 In); 63A (adjustable from 0.4 to 1.0 In); 100A (adjustable from 0.4 to 1.0 In); 125A (adjustable from 0.4 to 1.0 In); 160A (adjustable from 0.4 to 1.0 In); 250 #: 250A (0.4-1.0In adjustable) 400 #: 400A (adjustable from 0.4 to 1.0 In) 630 #: 630A (0.4-1.0 In adjustable) 400 #: 400A (adjustable from 0.4 to 1.0 In) 800 #: 630A (adjustable from 0.4 to 1.0 In); 800A (adjustable from 0.4 to 1.0In); 1250 #: 1000A (adjustable from 0.4 to 1.0 In); 1250A (adjustable from 0.4 to 1.0 In); 2000 #: 1250A (adjustable from 0.4 to 1.0 In); 1600A (adjustable from 0.4 to 1.0 In); 2000A: (0.4-1.0 In adjustable)

External attachments

Molded case circuit breaker:		GYCM8E-160		GYCM8E-250		GYCM8E-400		GYCM8E-630		GYCM8E-800		GYCM8E-1250		GYCM8E-2000	
Number of poles		3P	4P	3P	4P	3P	4P	3P	4P	3P	4P	3P	4P	3P	4P
GYCM8E External Accessories:	Electric operation	■	■	■	■	■	■	■	■	■	■	■	■	■	■
	Hand operation	■	■	■	■	■	■	■	■	■	■	■	■	■	■
	Expansion copper bar	■	■	■	■	■	■	■	■	■	■	■	■	■	■
	Mechanical interlocking	■	■	■	■	■	■	■	■	■	■	-	-	-	-
	Insert type front split type	■	■	■	■	■	■	■	■	■	■	-	-	-	-
	Insert type front integrated panel	■	■	■	■	■	■	■	■	■	■	-	-	-	-
	Insert type front fixed type	■	■	■	■	■	■	■	■	■	■	-	-	-	-
	Insert type rear split type	■	■	■	■	■	■	■	■	■	■	-	-	-	-
	Insert type rear integrated board	■	■	■	■	■	■	■	■	■	■	-	-	-	-
	Insert type rear fixed type	■	■	■	■	■	■	■	■	■	■	-	-	-	-
	After the pull-out board	-	-	-	-	■	-	■	-	■	-	-	-	-	-

Main performance indicators

Molded case circuit breaker		GYCM8E-160			GYCM8E-250			GYCM8E-400		GYCM8E-630	
Shell level current In:		32A(12A~32A Adjustable), 100A(40A~100A Adjustable), 160A(63A~160A Adjustable)			250A (100A-250AAdjustable)			400A (160A-400AAdjustable) (200A-400AAdjustable)		630A (250A-630AAdjustable) (400A-630AAdjustable)	
Short circuit breaking capacity code:		S	M	H	S	M	H	M	H	M	H
Number of poles:		3P；4P			3P；4P			3P；4P		3P；4P	
Rated working voltage Ue (V), AC:		AC400V；AC690V			AC400V；AC690V			AC400V；AC690V		AC400V；AC690V	
Rated insulation voltage Ui (V):		1000V	1000V	1000V	1000V	1000V	1000V	1000V	1000V	1000V	1000V
Rated impulse withstand voltage Uimp (kV):		8kV	8kV	8kV	8kV	8kV	8kV	8kV	8kV	8kV	8kV
Rated short-circuit breaking capacity Ics (kA):	AC400V	18kA	35kA	65kA	18kA	35kA	65kA	35kA	70kA	35kA	70kA
	AC690V	4kA	8kA	8kA	8kA	8kA	8kA	8kA	8kA	8kA	8kA
Rated ultimate short-circuit breaking capacity Icu (kA):	AC400V	25kA	50kA	65kA	25kA	50kA	65kA	50kA	70kA	50kA	70kA
	AC690V	8kA	8kA	8kA	4kA	8kA	8kA	8kA	8kA	8kA	8kA
Rated short-term withstand current Icw (kA)		-	-	-	-	-	-	10kA/1s	10kA/1s	10kA/1s	10kA/1s
Applicable frequency:		50/60Hz		50/60Hz		50/60Hz		50/60Hz	50/60Hz	50/60Hz	50/60Hz
Selective categories:		Class A	Class A	Class A	Class B	Class B	Class B	Class B	Class B	Class B	Class B
Type of overcurrent release:		Electronic									
GYCM8E External dimensions (mm)width (W)*Length (L)*height(H)	Shell level current	GYCM8E-160			GYCM8E-250			GYCM8E-400		GYCM8E-630	
	poles Number	3P		4P	3P		4P	3P	4P	3P	4P
	wide	90		120	105		140	140	184	140	184
	length	155		155	165		165	257	257	257	257
	height/ Face cover	68/82		68/82	68/88		68/88	103	103	103	103
	height/ Handle	94/108		94/108	96/116		96/116	152	152	152	152

Note: The height from the bottom of the base to the (cover/handle)

Main performance indicators

Molded case circuit breaker		GYCM8E-800		GYCM8E-1250		GYCM8E-2000	
Shell level current In:		630A (400A-630A Adjustable) 800A (500A-800A Adjustable)		1000A (630A-1000A Adjustable) 1250A (850A-1250A Adjustable)		1250A（500A-1250A Adjustable） **1600A（630A-1600A Adjustable）** 2000A（800A-2000A Adjustable）	
Short circuit breaking capacity code:		M	H	M	H	M	H
Number of poles:		3P；4P		3P；4P		3P；4P	
Rated working voltage Ue (V), AC:		AC400V，AC690V		AC400V，AC690V		AC400V，AC690V	
Rated insulation voltage Ui (V):		1000V	1000V	1000V	1000V	1000V	1000V
Rated impulse withstand voltage Uimp (kV):		8kV	8kV	8kV	8kV	8kV	8kV
Rated short-circuit breaking capacity Ics (kA):	AC400V	50kA	50kA	50kA	50kA	50kA	85kA
	AC690V	10kA	10kA	10kA	10kA	20kA	20kA
Rated ultimate short-circuit breaking capacity Icu (kA):	AC400V	65kA	65kA	65kA	65kA	50kA	100kA
	AC690V	20kA	20kA	20kA	20kA	20kA	20kA
Rated short-term withstand current Icw (kA)		20kA/1s	20kA/1s	20kA/1s	20kA/1s	20kA/1s	20kA/1s
Applicable frequency:		50/60Hz	50/60Hz	50/60Hz	50/60Hz	50/60Hz	50/60Hz
Selective categories:		Class B					
Type of overcurrent release:		Electronic					
GYCM8E External dimensions (mm)width (W)*Length (L)*height(H)	Shell level current	GYCM8E-800		GYCM8E-1250		GYCM8E-2000	
	poles Number	3P	4P	3P	4P	3P	4P
	wide	210	280	210	280	210	280
	length	275.5	275.5	275.5	275.5	340	340
	height/ Face cover	103	103	103	103	141	141
	height/ Handle	152	152	152	152	244	244

Note: The height from the bottom of the base to the (cover/handle)

The inner accessories code

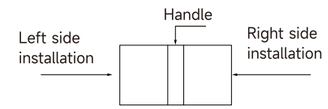

Alarm contact
Single auxiliary contact (one set of conversion)
Dual auxiliary contacts (two sets of conversions)

Undervoltage release
Shunt release (mechanical)

Note 1:
Code 50: 125, 160 require customized left undervoltage; 250 requires customized left shunt, with optional range of shunt and undervoltage voltage: DC24V, DC110V, DC220V, AC230V, AC400V; Conventional production is AC230V

Code	Name \ poles number \ model	GYCM8E-160 3P	GYCM8E-160 4P	GYCM8E-250 3P	GYCM8E-250 4P	GYCM8E-400/630 3P	GYCM8E-400/630 4P	GYCM8E-800/1250 3P	GYCM8E-800/1250 4P	GYCM8E-2000 3P	GYCM8E-2000 4P
00	nothing	—	—	—	—	—	—	—	—	—	—
08	Alarm contact	□	□	□	□	□	□	□	□	□	□
10	Shunt release	◒	◒	◒	◒	●	●	●	●	●	●
18	Shunt release+ alarm contact	□◒	□◒	□◒	□◒	□●	□●	□●	□●	□●	□●
20	Single auxiliary contact	◧	◧	◧	◧	◧	◧	◧	◧	◧	◧
27	Dual auxiliary contacts	◨	◨	◨	◨	◨	◨	◨	◨	◨	◨
28	Single auxiliary contact+ alarm contact	◧□	◧□	◧□	◧□	◧□	◧□	◧□	◧□	◧□	◧□
29	Dual auxiliary contacts+ alarm contacts	—	—	—	—	□●	□●	□●	□●	□●	□●
30	Undervoltage release	○	○	○	○	○	○	○	○	○	○
38	Undervoltage release+ alarm contact	—	—	—	—	□○	□○	□○	□○	□○	□○
40	Shunt release+single auxiliary contact	◧◒	◧◒	◧◒	◧◒	◧●	◧●	◧●	◧●	◧●	◧●
41	Shunt release+dual auxiliary contacts	◨◒	◨◒	◨◒	◨◒	◨●	◨●	◨●	◨●	◨●	◨●
48	Shunt release+auxiliary alarm contact	◨◒	◨◒	◨◒	◨◒	◨●	◨●	◨●	◨●	◨●	◨●
50	Shunt release+ undervoltage release	○◒	○◒	○◒	○◒	●○	●○	●○	●○	●○	●○
60	Two sets of single auxiliary contacts	—	—	—	—	◧◧	◧◧	◧◧	◧◧	◧◧	◧◧
61	Single auxiliary contact+ double auxiliary contact	—	—	—	—	◨◧	◨◧	◨◧	◨◧	◨◧	◨◧
62	Two sets of double auxiliary contacts	—	—	—	—	◨◨	◨◨	◨◨	◨◨	◨◨	◨◨
68	Single auxiliary contact+ auxiliary alarm contact	—	—	—	—	◨◧	◨◧	◨◧	◨◧	◨◧	◨◧
69	Dual auxiliary contacts+ auxiliary alarm contacts	—	—	—	—	◨◨	◨◨	◨◨	◨◨	◨◨	◨◨
70	Undervoltage release+ single auxiliary contact	—	—	—	—	◧○	◧○	◧○	◧○	◧○	◧○
71	Undervoltage release+ dual auxiliary contacts	—	—	—	—	◨○	◨○	◨○	◨○	◨○	◨○
78	Undervoltage release+ auxiliary alarm contact	—	—	—	—	◨○	◨○	◨○	◨○	◨○	◨○

GYCM8EY series electronic LCD plastic case circuit breaker

·Real time display of three-phase voltage and load current;
·Equipped with 0.5 level high-precision measurement, four remote control, overvoltage, undervoltage, and phase loss protection functions

Product model and definition

GYCM8EY-	160	M	P1	/
Product code:	Shell level current Optional code:	Optional code for short-circuit breaking capacity:	Optional operation code:	
GYCM8LY series electronic LCD plastic case circuit breaker	250 400 630 800 1250	M: Higher breaking type H: High breaking type Note:Conventional production is M-type	No code: direct operation P1: DC3 electric operation (market standard) P2: DC6 series electric operation (as shown in the picture) P3: DC6 series electrically operated LCD type Zy1: Rotating handle (manual center type - circular handle)-(Preferred for regular factory use) Zf1: Rotating handle (manual center type - square handle) Zy2: Rotating handle (hand operated eccentric circular handle) Zf2: Rotating handle (manual eccentric square handle) Z3: Rotating handle (hand operated integrated)(Only 250 available) Note:The electric operating voltage is divided into DC24, DC110VDC220V, AC230V, AC400V;Conventional production is AC230V.	

4	3	00	2	B	JL	/
Pole number:	Knob optional code:	Internal accessory optional code:	Usage code:	Quadrupole product optional code:	Additional function code:	
3 : 3pole 4 : 4pole	3: 3 knobs 6: 6 knobs		No code: for distribution protection 2: For motor protection Note:Magnetic protection 14In does not operate, 20In operates 700A-2000A without motor protection type	A: The N-pole is not equipped with an overcurrent release, and the N-pole is always connected B: The N-pole is not equipped with an overcurrent release, and the N-pole is opened and closed together with the other three poles C: Install an overcurrent release on the N-pole, and the N-pole will be combined and disconnected with the other three poles D: Install an overcurrent release on the N-pole and ensure that the N-pole is always connected	No code: regular product JL: Measurement function WD: Temperature display function	

P	Z	In=100A
Optional installation and wiring method code:	Protective accessory code:	Rated current:
No code: Board front wiring (fixed type) P: Connection bar (extended copper bar) Z1: Rear board wiring (fixed type) Z2Q: Plug in front wiring (split type) Z2H: Plug in board rear wiring (split type) Z3Q: Plug in front wiring (integrated) Z3H: Plug in board rear wiring (integrated) DF: withdrawable front panel wiring DR: Pull out board rear wiring Note:250 non withdrawable; 1250 only has connecting bars	No code: regular product Z: Terminal cover Note:The terminal cover only has three poles;400, 630 points narrow length, wide length, default to wide length;	250#: 125A（0.4-1.0In）; 250A（0.4-1.0In）; 400#: 400A（0.4-1.0In）; 630#: 630A（0.4-1.0In）; 800#: 630A（0.4-1.0In）; 800A（0.4-1.0In）; 1250#: 1000A（0.4-1.0In）; 1250A（0.4-1.0In）;

External attachments

Molded case circuit breaker:		GYCM8EY-250		GYCM8EY-400		GYCM8EY-630		GYCM8EY-800		GYCM8EY-1250	
Number of poles		3P	4P	3P	4P	3P	4P	3P	4P	3P	4P
GYCM8EY External Accessories:	Electric operation	■	■	■	■	■	■	■	■	■	■
	Hand operation	■	■	■	■	■	■	■	■	■	■
	Expansion copper bar	■	■	■	■	■	■	■	■	■	■
	Mechanical interlocking	■	■	■	■	■	■	■	■	-	-
	Insert type front split type	■	■	■	■	■	■	■	■	-	-
	Insert type front integrated panel	■	■	■	■	■	■	■	■	-	-
	Insert type front fixed type	■	■	■	■	■	■	■	■	-	-
	Insert type rear split type	■	■	■	■	■	■	■	■	-	-
	Insert type rear integrated board	■	■	■	■	■	■	■	■	-	-
	Insert type rear fixed type	■	■	■	■	■	■	■	■	-	-
	After the pull-out board	-	-	■	-	■	-	■	-	-	-

Main performance indicators

Molded case circuit breaker:		GYCM8EY-250		GYCM8EY-400		GYCM8EY-630	
Shell level current In:		125A（0.4-1.0In）; 250A（0.4-1.0In）;		400A（0.4-1.0In）;		630A（0.4-1.0In）;	
Short circuit breaking capacity code:		M	H	M	H	M	H
Number of poles:		3P，4P		3P，4P		3P，4P	
Rated working voltage Ue (V), AC:		AC400V		AC400V		AC400V	
Rated insulation voltage Ui (V):		1000V		1000V		1000V	
Rated impulse withstand voltage Uimp (kV):		8kV		8kV		8kV	
Rated operating short-circuit breaking capacity Ics (kA):	AC400V	35kA	65kA	50kA	70kA	50kA	70kA
Rated ultimate short-circuit breaking capacity Icu (kA)	AC400V	50kA	65kA	`50kA	70kA	50kA	70kA
Rated short-term withstand current Icw (kA):		-	-	10kA/1s	10kA/1s	10kA/1s	10kA/1s
Selective categories:		Class B					
Type of overcurrent release:		Electronic					
GYCM8EY External dimensions (mm)width (W)*Length (L)*height(H)	Shell level current	GYCM8EY-250		GYCM8EY-400		GYCM8EY-630	
	poles Number	3P	4P	3P	4P	3P	4P
	wide	105	140	140	184	210	280
	length	165		257		275.5	
	height/ Face cover	88		103		103	
	height/ Handle	116		152		152	

Note: The height from the bottom of the base to the (cover/handle)

Main performance indicators

Molded case circuit breaker:		GYCM8EY-800		GYCM8EY-1250	
Shell level current In:		630A（0.4-1.0In）; 800A（0.4-1.0In）;		1000A（0.4-1.0In）; 1250A（0.4-1.0In）;	
Short circuit breaking capacity code:		M	H	M	H
Number of poles:		3P，4P		3P，4P	
Rated working voltage Ue (V), AC:		AC400V		AC400V	
Rated insulation voltage Ui (V):		1000V		1000V	
Rated impulse withstand voltage Uimp (kV):		8kV		8kV	
Rated operating short-circuit breaking capacity Ics (kA):	AC400V	50kA	65kA	50kA	65kA
Rated ultimate short-circuit breaking capacity Icu (kA)	AC400V	50kA	85kA	50kA	85kA
Rated short-term withstand current Icw (kA):		20kA/1s	20kA/1s	20kA/1s	20kA/1s
Selective categories:		Class B			
Type of overcurrent release:		Electronic			
GYCM8EY External dimensions (mm)width (W)*Length (L)*height(H)	Shell level current	GYCM8EY-800		GYCM8EY-1250	
	poles Number	3P	4P	3P	4P
	wide	210	280	210	280
	length	275.5		275.5	
	height/Face cover	103		103	
	height/Handle	152		152	

The inner accessories code

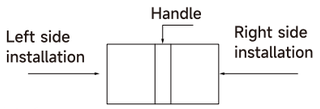

- ☐ Alarm contact
- ◧ Single auxiliary contact (one set of conversion)
- ◨ Dual auxiliary contacts (two sets of conversions)
- ○ Undervoltage release
- ● Shunt release (mechanical)

Note 1:
Code 50: 125, 160 require customized left undervoltage; 250 requires customized left shunt, with optional range of shunt and undervoltage voltage: DC24V, DC110V, DC220V, AC230V, AC400V; Conventional production is AC230V.

Code	model / Name / poles number	GYCM8EY-250		GYCM8EY-400/630		GYCM8EY-800/1250	
		3P	4P	3P	4P	3P	4P
00	nothing	—	—	—	—	—	—
08	Alarm contact	☐	☐	☐	☐	☐	☐
10	Shunt release	●	●	●	●	●	●
18	Shunt release+ alarm contact	—	● ☐	☐ ●	☐ ●	☐ ●	☐ ●
20	Single auxiliary contact	◧	◧	◧	◧	◧	◧
27	Dual auxiliary contacts	◨	◨	◨	◨	◨	◨
28	Single auxiliary contact+ alarm contact	☐ ◧	☐ ◧	☐ ◧	☐ ◧	☐ ◧	☐ ◧
29	Dual auxiliary contacts+ alarm contacts	—	☐ ◨	☐ ◨	☐ ◨	☐ ◨	☐ ◨
30	Undervoltage release	○	○	○	○	○	○
38	Undervoltage release+ alarm contact	—	○ ☐	☐ ○	☐ ○	☐ ○	☐ ○
40	Shunt release+single auxiliary contact	—	● ◧	◧ ●	● ◧	◧ ●	● ◧
41	Shunt release+dual auxiliary contacts	—	● ◨	◨ ●	◨ ●	◨ ●	◨ ●
48	Shunt release+auxiliary alarm contact	—	● ☐	☐ ●	☐ ●	☐ ●	☐ ●
50	Shunt release+ undervoltage release	—	—	—	● ○	—	● ○
60	Two sets of single auxiliary contacts	—	◧ ◧	◧ ◧	◧ ◧	◧ ◧	◧ ◧
61	Single auxiliary contact+ double auxiliary contact	—	◨ ◧	—	◨ ◧	—	◨ ◧
62	Two sets of double auxiliary contacts	—	◨ ◨	—	◨ ◨	—	◨ ◨
68	Single auxiliary contact+ auxiliary alarm contact	—	☐ ◧	☐ ◧	☐ ◧	☐ ◧	☐ ◧
69	Dual auxiliary contacts+ auxiliary alarm contacts	—	☐ ◨	—	☐ ◨	—	☐ ◨
70	Undervoltage release+ single auxiliary contact	—	○ ◧	◧ ○	◧ ○	◧ ○	◧ ○
71	Undervoltage release+ dual auxiliary contacts	—	○ ◨	—	◨ ○	—	◨ ○
78	Undervoltage release+ auxiliary alarm contact	—	☐ ○	—	☐ ○	—	☐ ○

GYCM8ELY
Electronic Leakage LCD Molded Case Circuit Breaker

- China Southern Power Grid Special Series
- Residual Current Protection
- Remote Communication Available
- Environmentally Friendly

Product model and definition

GYCM8ELY-	250	M	P1	/
Product code:	Shell level current Optional code:	Optional code for short-circuit breaking capacity:	Optional operation code:	
GYCM8ELY series thermomagnetic leakage plastic case circuit breaker	160 250 400 630 800	M: Higher breaking type H: High breaking type Note:Conventional production is M-type	No code: direct operation P1: DC3 electric operation (market standard) P2: DC6 series electric operation (as shown in the picture) ZY1: Rotating handle (manual center type - circular handle)-(Preferred for regular factory use) ZF1: Rotating handle (manual center type - square handle) ZY2: Rotating handle (hand operated eccentric circular handle) Zf2: Rotating handle (manual eccentric square handle) Z3: Rotating handle (hand operated integrated) (Only available in 160 and 250) Note:The electric operating voltage is divided into DC24, DC110V、DC220V, AC230V, AC400V; Conventional production is AC230V	

4	3	00	2	B
Pole number:	Optional code for release method:	Internal accessory optional code:	Usage code:	Quadrupole product optional code:
4 : 4pole	3: electromagnetic device		No code: for distribution protection2: Motor protection note: ≤ 40A 8.5In does not operate, 500A operates 700-800A No motor protection type	A: The N-pole is not equipped with an overcurrent release, and the N-pole is always connectedB: The N-pole is not equipped with an overcurrent release, and the N-pole is opened and closed together with the other three polesC: Install an overcurrent release on the N-pole and connect the N-pole with the other three polesD: Install overcurrent release on N-pole and keep N-pole connected at all times

WD	P	Z	In=250A
Optional installation and wiring method code:	Protective accessory code:		Rated current:
No code: Board front wiring (fixed type) P: Connection bar (extended copper bar) Z1: Rear board wiring (fixed type) Z2Q: Plug in front wiring (split type) Z2H: Plug in board rear wiring (split type) Z3Q: Plug in front wiring (integrated) Z3H: Plug in board rear wiring (integrated) DF: withdrawable front panel wiring DR: Pull out board rear wiring Note:250 non withdrawable; 1250 only has connecting bars	No code: regular product Z: Terminal cover Note:The terminal cover only has three poles;400, 630 points narrow length, wide		250#：125A（0.4-1.0In）； 250A（0.4-1.0In）； 400#：400A（0.4-1.0In）； 630#: 630A（0.4-1.0In）； 800#: 630A（0.4-1.0In）； 800A（0.4-1.0In）； 1250#：1000A（0.4-1.0In）； 1250A（0.4-1.0In）；

External attachments

GYCM8ELY Size (mm) Width (W)* Length (L)* Height (H)	Plastic-case circuit breaker:	GYCM8ELY-160	GYCM8ELY-250	GYCM8ELY-400	GYCM8ELY-630	GYCM8ELY-800
	Poles	4P	4P	4P	4P	4P
	Electric operation	■	■	■	■	■
	Manual operation	■	■	■	■	■
	Expansion bar	■	■	■	■	■
	Mechanical interlocking	■	■	■	■	■
	Insert plate front split	■	■	■	■	■
GYCM8ELY External attachment:	Insert plate front one-piece	■	■	■	■	■
	Insert plate front fixed	■	■	■	■	■
	Insert plate back split	■	■	■	■	■
	Insert board back one piece	■	■	■	■	■
	Insert plate rear fixed	■	■	■	■	■
	Withdraw-type plate back	—	—	—	—	—

Main performance indicators

Molded case circuit breaker:	GYCM8ELY-160		GYCM8ELY-250	
Shell level current In:	40A-100A、50A-125A、63A-160A		50A-125A、100A-250A	
Breaking Capacity code:	M	H	M	H
Number of poles:	4P		4P	
Rated Voltage Ue(V),AC:	AC400V		AC400V	
Rated Insulation VoltageUi(V):	1000V		1000V	
Rated impulse withstand voltage Uimp (kV):	8kV		8kV	
Rated operating short-circuit segmentation capacity Ics(kA)	25kA	50kA	25kA	50kA
Rated ultimate short-circuit segmentation capacity Icu(kA)	35kA	65kA	35kA	65kA
Rated short-time withstand current Icw(kA)	10kA/1s		10kA/1s	
Rated residual operating current(mA)	IΔn：50mA、100mA、200mA、300mA、500mA、800mA、1000mA Step regulation /AC type			
I△ m:	25%Icu		25%Icu	
Selective categories:	B Type		B Type	
Type of overcurrent release:	Electronic		Electronic	
Leakage release type:	Electronic		Electronic	

GYCM8LY External dimensions (mm)width (W)*Length (L)*height(H)	Shell level current	GYCM8ELY-160	GYCM8ELY-250
	poles Number	4P	4P
	wide	120	140
	length	150	165
	height/ Face cover	82	88
	height/ Handle	108	116

Main performance indicators

Molded case circuit breaker:		GYCM8ELY-400		GYCM8ELY-630		GYCM8ELY-800	
Shell level current In:		160A~400A		252A~630A		630A(252A~630A; 800A(320A~800A);	
Breaking Capacity code:		M	H	M	H	M	H
Number of poles:		4P		4P		4P	
Rated Voltage Ue(V),AC:		AC400V		AC400V		AC400V	
Rated Insulation VoltageUi(V):		1000V		1000V		1000V	
Rated impulse withstand voltage Uimp (kV):		8kV		8kV		8kV	
Rated operating short-circuit segmentation capacity Ics(kA)	AC400V	35kA	50kA	35kA	50kA	50kA	65kA
Rated ultimate short-circuit segmentation capacity Icu(kA)	AC400V	50kA	70kA	50kA	70kA	50kA	85kA
Rated short-time withstand current Icw(kA)		10kA/1s		10kA/1s		20kA/1s	
Rated residual operating current(mA)		50mA、100mA、200mA、300mA、500mA、800mA 、1000mA Adjustable /AC type					
I△ m:		25%Icu		25%Icu		25%Icu	
Selective categories:		B Type		B Type		B Type	
Type of overcurrent release:		Electronic		Electronic		Electronic	
Leakage release type:		Electronic		Electronic		Electronic	
GYCM8LY External dimensions (mm)width (W)*Length (L)*height(H)	Shell level current	GYCM8ELY-400		GYCM8ELY-630		GYCM8ELY-800	
	poles Number	4P		4P		4P	
	wide	184		184		280	
	length	257		257		275.5	
	height/ Face cover	103		103		103	
	height/ Handle	152		152		152	

Note: Height from base bottom to (cover/handle)

The inner accessories code

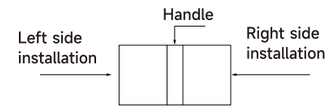

- Alarm contact
- Single auxiliary contact (one set of conversion)
- Dual auxiliary contacts (two sets of conversions)
- Undervoltage release
- Shunt release (mechanical)

Note 1:
Code 50:125, 160 need to customize the left undervoltage; 250 need to customize left shunt, shunt, undervoltage voltage range options: DC24V, DC11ov,l DC220V, AC230V, AC400V; The conventional production is AC230V.

Attachment code and installation position	Model / Poles / Attachment name	GYCM8ELY-160	GYCM8ELY-250	GYCM8ELY-400/630	GYCM8ELY-800
	Poles	4P	4P	4P	4P
00	/	—	—	—	—
08	Alarm contact				
10	Shunt release				
18	Shunt release+ alarm contact				
20	Single auxiliary contact				
27	Dual auxiliary contacts				
28	Single auxiliary contact+ alarm contact				
29	Dual auxiliary contacts+ alarm contacts				
30	Undervoltage release				
38	Undervoltage release+ alarm contact				
40	Shunt release+single auxiliary contact				
41	Shunt release+dual auxiliary contacts				
48	Shunt release+auxiliary alarm contact				
50	Shunt release+ undervoltage release	—	—		
60	Two sets of single auxiliary contacts				
61	Single auxiliary contact+ double auxiliary contact				
62	Two sets of double auxiliary contacts				
68	Single auxiliary contact+ auxiliary alarm contact				
69	Dual auxiliary contacts+ auxiliary alarm contacts				
70	Undervoltage release+ single auxiliary contact				
71	Undervoltage release+ dual auxiliary contacts				
78	Undervoltage release+ auxiliary alarm contact				

GYCM7
New energy High voltage circuit breaker

GYCM7 series new energy high voltagecircuit breaker

·Modular internal accessories, easy to replace
·Rated operating voltage :AC800V-AC1000V-AC1140V
·Suitable for mining, metallurgy, photovoltaic, wind power and other high voltage places

Main performance indicators

Plastic Case Circuit Breaker		GYCM7-320		GYCM7-630		
Frame grade current In:		16A,20A,25A,32A,40A,50A,63A,75A,80A,100A,125A, 140A,160A,180A,200A,225A,250A,320A		225A、250A、320A、350A、400A、500A、630A		
Number of poles		3 P				
Rated operating voltage Ue AC 50-60Hz		380/415V	690V	800V	1000V	1140V
Rated insulation voltage Ui		1200V				
Rated impulse withstand voltage Uimp		12kV				
Power frequency withstand voltage (1min)		3500V				
Rated limit short-circuit breaking capacity Icu(kA)	Breaking ability level	AC380/415V	AC690	AC800V	AC1000V	AC1140V
	H	100	65	50	30	20
	M	/	60	50	20	12
Rated operating short-circuit breaking capacity Ics(k)	H	100	65	50	30	20
	M	/	60	50	20	12
Mechanical life (second)		15000				
Electrical life (s)		15000	3000	1000	1000	1000
Arc distance (mm)		50				
Basic Dimensions W×L×H(mm)		120×200×103		158×325×177		
Instantaneous release		15In or 10In				
Reference ambient temperature		40°C				

The inner accessories code

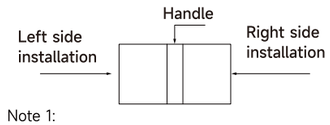

- Alarm contact
- Single auxiliary contact (one set of conversion)
- Dual auxiliary contacts (two sets of conversions)
- Undervoltage release
- Shunt release (mechanical)

Note 1:
Code 50:125, 160 need to customize the left undervoltage; 250 need to customize left shunt, shunt, undervoltage voltage range options: DC24V, DC11ov,l DC220V, AC230V, AC400V; The conventional production is AC230V.

code and installation position	Model / Poles / attachments	GYCM7-320	GYCM7-630
		3P	3P
00	/ /	—	—
08	Alarm contact		
10	Shunt release		
18	Shunt release+ alarm contact		
20	Single auxiliary contact		
27	Dual auxiliary contacts		
28	Single auxiliary contact+ alarm contact		
29	Dual auxiliary contacts+ alarm contacts		
30	Undervoltage release		
38	Undervoltage release+ alarm contact		
40	Shunt release+single auxiliary contact		
41	Shunt release+dual auxiliary contacts		
48	Shunt release+auxiliary alarm contact		
50	Shunt release+ undervoltage release		
60	Two sets of single auxiliary contacts		
61	Single auxiliary contact+ double auxiliary contact		
62	Two sets of double auxiliary contacts		
68	Single auxiliary contact+ auxiliary alarm contact		
69	Dual auxiliary contacts+ auxiliary alarm contacts		
70	Undervoltage release+ single auxiliary contact		
71	Undervoltage release+ dual auxiliary contacts		
78	Undervoltage release+ auxiliary alarm contact		

GYCM7DC
New energy Dc circuit breaker

- Zero arc, +50
- Conforms to UL489 standard
- Unipolar DC1500V Ics=10kA
- No capacity loss, no polarity, no capacity loss when backing into the line

Main performance indicators

Model number	GYCM7DC-320				GYCM7DC-400/630		GYCM7DC-1600	
Rated current	63、80、100、125、140、160、180、200、225、250、315、 320				225、250、320、350、400、500、630		800A、1000A、1250A、1500A、1600A	
Poles	2P				2P		3P	4P
Rated working voltage Ue DC	1500				1500		1500	
Rated working voltage Ue DC	1800				1800			
Rated impulse withstand voltage Uimp (V) Power	12				12			
frequency withstand voltage(1min) (kV)	3500				3500			
Rated limit shortcircuit breakingcapacity Icu (V)	DC1200V	DC1500V	DC750V	DC1000V	DC750V	DC1000V	DC1200V	DC1500V
Rated operatingshort-circuitbreaking capacity	35kA	20kA	85kA	50kA	50kA	30kA	15kA	10kA
Mechanical life (kA)	4000							
Electrical life (s)	10000				500			
Arcing distance	50、0 (Add an arc shield)				100			
Basic Dimensions W×L×H (mm)	90×215×136		110×275×152		3P：210×340×244 4P：280×340×244			
Instantaneous release (mm)	5In 10In							
Reference ambient temperature (°C)	50°C							

The inner accessories code

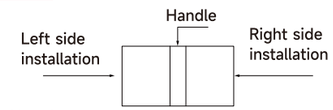

- Alarm contact
- Single auxiliary contact (one set of conversion)
- Dual auxiliary contacts (two sets of conversions)
- Undervoltage release
- Shunt release (mechanical)

Note 1:
Code 50:125, 160 need to customize the left undervoltage; 250 need to customize left shunt, shunt, undervoltage voltage range options: DC24V, DC11ov,l DC220V, AC230V, AC400V; The conventional production is AC230V.

code and installation position	model / attachments / Poles	GYCM7DC-320	GYCM7DC-400/630	GYCM7DC-1600	
		2P	2P	3P	4P
00	/	——	——	——	——
08	Alarm contact	□	□	□	□
10	Shunt release	●	●	●	●
18	Shunt release+ alarm contact	——	□ ●	□ ●	□ ●
20	Single auxiliary contacts	◧	◧	◧	◧
27	Double auxiliary contacts	◨	◨	◨	◨
28	Single auxiliary contact + alarm contact	□ ◧	□ ◧	□ ◧	□ ◧
29	Dual auxiliary contacts + alarm contacts	——	□ ◨	□ ◨	□ ◨
30	Undervoltage release	○	○	○	○
38	Undervoltage release + alarm contact	——	○ □	□ ○	□ ○
40	Shunt release + single auxiliary contact	——	◧ ●	◧ ●	◧ ●
48	Shunt release + auxiliary alarm contact	——	□ ◧ ●	□ ◧ ●	□ ◧ ●
62	Two sets of double auxiliary contacts	——	◨	◨ ◨	◨ ◨
68	Single auxiliary contact + auxiliary alarm contactDual	□ ◧	□ ◧	□ ◧	□ ◧
69	auxiliary contacts auxiliary alarm contacts	——	□ ◨	□ ◧ ◨	□ ◧ ◨
70	Undervoltage release + single auxiliary contact	——	◧ ○	◧ ○	◧ ○

GYCM8ZY-400MP lot circuit breaker

- Quick opening and closing
- Multiple communication interfaces
- coulometry
- Four-stage protection

Main performance indicators

Model number		GYCM8ZY-250MP		GYCM8ZY-400MP		GYCM8ZY-630MP		GYCM8ZY-1000MP	
Shell and frame class rated current Inm(A)		250		400		630		1000	
Rated current In(A)		125(50-125A) 250(100-250A)		400(160-400A)		630(252-630A)		630(252-630A) 800(320-800A) 1000(400-1000A)	
Rated working voltage Ue(V)		AC400V							
Rated insulation voltage Ui(V)		1000							
Rated impact withstand voltage Uimp(kV))		8							
polar number		3P	4P	3P	4P	3P	4P	3P	4P
Rated ultimateshort-	AC400V	50		50		50		50	
capacity Icu(kA)Rated operating short-	AC400V	35		35		35		50	
breaking capacity Ics(kA) selective		B		B		B		B	
category		5kA/1s		10kA/1s		10kA/1s		15kA/1s	
ICW		1000		1000		500		500	
Electrical life(times)	Maintenance-free	7000		4000		2500		2500	
	Maintenance-free	10000		7000		3500		3500	
Mechanical lifeOperation quick response time		≤1s		≤1s		≤1s		≤1s	
Overall dimensions (length-mm*width mm*height mm)		220*105*135	220*140*135	285*140*165	285*140*165	285*140*165	285*184*165	300*210*165	300*280*165

GYCM8ZY-250M Internet of Things intelligent circuit breaker

- Complete specifications
- Communication function
- Data acquisition
- Modular design

Main performance indicators

Model number		GYCM8ZY-250MP		GYCM8ZY-400MP		GYCM8ZY-630MP		GYCM8ZY-1000MP	
Shell and frame class rated current Inm(A)		250		400		630		1000	
Rated current In(A)		125(50-125A) 250(100-250A)		400(160-400A)		630(252-630A)		630(252-630A) 800(320-800A) 1000(400-1000A)	
Rated working voltage Ue(V)		AC400V							
Rated insulation voltage Ui(V)		1000							
Rated impact withstand voltage Uimp(kV))		8							
the number of poles		3P	4P	3P	4P	3P	4P	3P	4P
Rated ultimate short-circuit breakindcapacity Icu(kA)	AC400V	50		50		50		50	
Rated onerating short-circuit hreakino capacity Ics(kA)	AC400V	35		35		35		50	
selective category		B		B		B		B	
ICW		5kA/1s		10kA/1s		10kA/1s		15kA/1s	
Electrical life(times)		1000		1000		500		500	
Electrical life(times)	Maintenance-free	7000		4000		2500		2500	
	maintained	10000		7000		3500		2500	
Overall dimensions (length-mm*width mm*height mm)		220*105*135	220*140*135	285*140*165	285*140*165	285*140*165	285*184*165	300*210*165	300*280*165

GYCM8LE
Photovoltaic Internet of Things reclosing molded case circuit breakers

- ·Anti-islanding function
- ·485 remote communication
- ·Carrier communication function
- ·Photovoltaic reclosing functionmagnetic dual protection functions
- ·Anti-islanding function

Product model and definition

GYCM8LE -	250	M	/	4	3
Product Code: GYCMLE Series Reclosing Molded Case Circuit Breaker	Shell frame rating current optional designator :160 250 400 630 800 1250	Short-circuit breaking capacity optional code: C : Economy S : Standard M : Higher breaking type H : High breaking type Note: C, S are short type reclosers, M, H are high type reclosers: C, S for short type recloser M, H for high type recloser		Number of poles designation: 4: 4 POLES	The release method can be selected by code : 3 : Electronic release

0	B	JL	P	GW	, In=250A
Optional designator for internal accessories: 21 : Single auxiliary 22: Two Auxiliary Note : Conventional factory default is Lead wire type: wire length 500mm (other lengths need to be customized);	Four-pole products can be selected code: A: N-pole without overcurrent detector, and N-pole is always on. B : N-pole without overcurrent tripper, and N-pole and other three-pole together with the split C: N pole is installed with overcurrent tripper and N pole is combined with other three poles. D: N pole is equipped with an overcurrent tripper, and N pole is always connected. Note: N-pole is always connected: Conventional production for A (3P + N);	Additional Function Designator : No code : Conventional products JL : Measuring function WD : Temperature display function Z : Carrier function GF : Photovoltaic function FK : Fee-control function (passive signal) FKV : Fee-control function (level signal) GZ: Photovoltaic carrier function	Installation Wiring Options Designator : No designator P : Front Panel Wiring (Fixed) P : Patch Panel (Extended Copper)	Communication protocol code : No code : Jiangsu Statute GW : Statute of State Grid FJ : Fujian Statute SD : Shandong Statute MB1 : Modbus Statute MB2: Modbus Statute (English fee control function) Note: The regular production is the Jiangsu Statute; the regular production is the Jiangsu Statute: Regular production is Jiangsu Statute;	Rated current : 160# : 125A : 50A -125A ; 160A : 63A -160A 250# : 125A : 50A -125A 250A : 100A -250A ; 400# : 400A : 160A -400A ; 630# : 630A : 250A -630A ; 800# : 630A : 250A -630A ; 800A : 320A -800A ; 1250#: 1000A: 400A-1000A 1250A: 500A-1250A

Main performance indicators

Molded Case Circuit Breakers:		GYCM8LE-160				GYCM8LE-250			
Shell frame rating current In:		160A(64A-160A 无级可调) 100A（40A-100A无级可调）				250A(100A-250A 无级可调) 125A（50A-125A无级可调）			
Short circuit breaking capacity designator:		C	S	M	H	C	S	M	H
Number of poles:		4P				4P			
Rated operating voltage Ue(V),AC:		AC400V				AC400V			
Rated insulation voltage Ui (V):		1000V				1000V			
Rated impulse withstand voltage Uimp (kV):		8kV				8kV			
Rated operating short-circuit breaking capacity Ics (kA):		35kA				35kA			
Rated ultimate short-circuit breaking capacity Icu (kA):	AC400V	50kA				50kA			
Rated short-time withstand current Icw (kA)		5kA/1s				8kA/1s			
Rated residual action current I△ n (mA):		50mA，100mA，200mA，300mA，400mA，500mA，800mA，1000mA Adjustable grading				25%Icu			
I△ m:		25%Icu							
Rated residual action type:		AC				AC 20s-60s；TD			
Automatic reclosing time:		20s-60s；TD							
Selective category:		B 类				B			
Overcurrent Tripper Type:		electronic				electronic			
Leakage Tripper Type:		electronic				electronic			
Shell frame rating current		GYCM8LE-160				GYCM8LE-250			
GYCM8LE Overall Dimension (mm) Width(W) *Length (L)*H(H)	Number of poles	4P				4P			
	broad	120				142			
	lengths	180				240			
	heights	112				100			

Main performance indicators

Molded Case Circuit Breakers:	GYCM8LE-400				GYCM8LE-630				GYCM8LE -800		GYCM8LE-1250	
Shell frame rating current In:	400A(160A~400A stepless adjustable)				630A (252A-630A infinitely adjustable)				800A (320A-800A (stepless adjustable)		1000A (400A-1000A stepless adjustable) 1250A (500A-1250A stepless adjustable)	
Short circuit breaking capacity designator:	C	S	M	H	C	S	M	H	M	H	M	H
Number of poles:	4P				4P				4P		4P	
Rated operating voltage Ue(V),AC:	AC400V				AC400V				AC400V			
Rated insulation voltage Ui (V):	1000V				1000V				1000V			
Rated impulse withstand voltage Uimp (kV):	8kV				8kV				8kV			
Rated operating short-circuit breaking capacity Ics (kA): AC400V	42kA				42kA				35kA			
Rated ultimate short-circuit breaking capacity Ics (kA): AC400V	65kA				65kA				50kA			
Rated short-time withstand current Icw (kA):	8kA/1s				8kA/1s				8kA/1S			
Rated residual action current I△ n (mA):	50mA，100mA,200mA ,300mA ,400mA ,500mA,800mA,1000mA graded adjustable											
I△ m: Rated residual action type:	25%Icu				25%Icu				25%Icu			
Automatic reclosing time:	AC				AC				AC			
Selective Category:	20s-60s；TD				20s-60s；TD							
Overcurrent Tripper Type:	B				B				B			
Leakage Tripper Type:	electronic				electronic				electr onic			
Leakage Tripper Type:	electronic				electronic				electronic			

Shell frame rating current		GYCM8LE-400	GYCM8LE-630	GYCM8LE-800	GYCM8LE-1250
GYCM8LE external dimensions (mm) Width(W)*Length (L)*Height(H)	Number of poles	4P	4P	4P	
	Width	198	198	280	
	Length	336	336	275.5	
	eight	157	157	169	

GYCM7LE-250M Internet of Things intelligent circuit breaker

- Cost control function
- Small size
- Communication function
- Measurement function

Main performance indicators

Model number		GYCM7LE-250	GYCM7LE-400/630	GYCM7LE-800
Poles		4P（3P+N）		
Rated current (A)		50A~125A 100A~250A	160A~400A 252A~630A	252A~630A 320A~800A
Rated voltage (V)		AC400V		
Rated insulation voltage (V)		AC1000V		
Short-circuit breaking capacity(kA) Icu/Ics	AC400V	50/35	50/50	65/50
Cycle times of operation	ON	1000	1000	500
	OFF	7000	4000	2500
Overall dimension (mm) b-a-ca	4P（3P+N）	165*140*131	257*184*173	275.5*280*169
Automatic trip device		Electronic		

GYCM7LE-125 three-phase unbalanced commutation switch

- Remote manipulation
- Early warning protection
- 100,000 cycles of life
- Electricity metering statistics

Main performance indicators

Type specification		GYCM7E-125	GYCM7E-160	GYCM7E-250
Poles		Four-phases to two-phases		
Rated current (A)		125A（50A-125A）	160A（63A-160A）	250A（100A-250A）
Rated voltage(V)		AC400V/220V		
Rated impulse withstand voltageUimp（kV）		8kV		
Rated insulation voltage (V)		AC1000V		
Rated Short-Time Endurance Icw		3kA/0.3s		
Short-circuit breaking capacity (kA) Icu/Ics		20kA/10kA		
Number of operation cycles		≥50,000 times		
Overall dimension (mm) b-a-ca	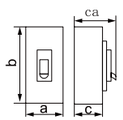	190*140*110		
Leakage action characteristics		AC type		
Automatic reclosing time（s）		20s ~ 60s		
Commutation action time		8~10ms		
Automatic disconnecting device (ACD)		Electronic Permanent Magnet		
Overcurrent characteristic	1.05In	Not to be disconnected for 2 hours		
	1.30In	Decoupled within 2 hours		

GYCM7LE-250/ZB three-phase unbalanced commutation switch

- Remote manipulation
- Early warning protection
- 100,000 cycles of life
- Electricity metering statistics

Main performance indicators

Model Specification		GYCM7E-125	GYCM7E-160	GYCM7E-250
Poles		Four-phases to two-phases		
Rated current (A)		125A（50A-125A）	160A（63A-160A）	250A（100A-250A）
Rated voltage(V)		AC400V/220V		
Rated impulse withstand voltageUimp（kV）		8kV		
Rated insulation voltage (V)		AC1000V		
Rated Short-Time Endurance Icw		3kA/0.3s		
Short-circuit breaking capacity (kA) Icu/Ics		20kA/10kA		
Number of operation cycles		≥50,000 times		
Overall dimension (mm) b-a-ca	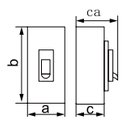	190*140*110		
Leakage action characteristics		AC type		
Automatic reclosing time（s）		20s ~ 60s		
Phase change action time		8~10ms		
Automatic disconnecting device (ACD)		Electronic Permanent Magnet		
Overcurrent characteristic	1.05In	Not to be disconnected for 2 hours		
	1.30In	Decoupled within 2 hours		

GYCM7E-250/ZB Multi-function phasechangeover switche

- Remote manipulation
- Early warning protection
- 100,000 cycles of life
- Electricity metering statistics

Main performance indicators

Type specification		GYCM7E-125ZB	GYCM7E-160ZB	GYCM7E-250ZB
Poles		Four-phases to two-phases		
Rated current (A)		125A（50A-125A）	160A（63A-160A）	250A（100A-250A）
Rated voltage(V)		AC400V/220V		
Rated impulse withstand voltageUimp（kV）		8kV		
Rated insulation voltage (V)		AC1000V		
Rated Short-Time Endurance Icw		3kA/0.3s		
Short-circuit breaking capacity (kA) Icu/Ics		20kA/10kA		
Number of operation cycles		≥50,000 times		
Overall dimension (mm) b-a-ca	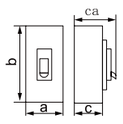	190*140*124		
Leakage action characteristics		AC type		
Automatic reclosing time（s）		20s ~ 60s		
Commutation action time		8~10ms		
Automatic disconnecting device (ACD)		Electronic Permanent Magnet		
Overcurrent characteristic	1.05In	Not to be disconnected for 2 hours		
	1.30In	Decoupled within 2 hours		
Electricity metering function				
Carrier support				
Remote Manipulation				

Dc6 Motorised operating mechanism

- Small volume
- Incorporation
- New design
- Complete specifications
- With 485 communication function

Electrical Characteristics

Tpye	125/160/250/400/630/800/1250/2000shell
Structural forms	solenoid type
Rated frequency	50/60Hz
Voltage specification	AC220V/DC220V、AC380V/DC380V、DC24V

Connection scheme

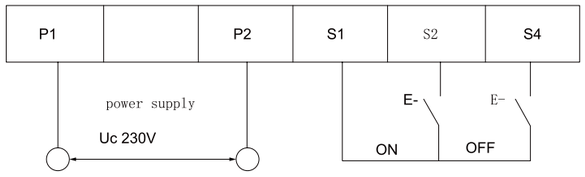

Warnings

1. When manually operated, it should be operated 180° clockwise, and anti-clockwise operation is prohibited
2. During the voltage withstand test: it should be that the incoming terminal P1.P2 of the power supply (excluding S1.S2.S4)
   Between the power supply inlet terminal P1.P2 (excluding S1.S2.S4) and the mounting screws of the electric manipulator can withstand AC 50Hz, 2000V frequency voltage test (rated voltage DC24V prohibit voltage test).
3. When wiring the electric manipulator, P1.P2 is prohibited to connect with S1.S2.S4
4. P1 、 P2 is the operation power access terminal; S1 is the common point, S2 is the closing gate, S4 is the splitting gate.

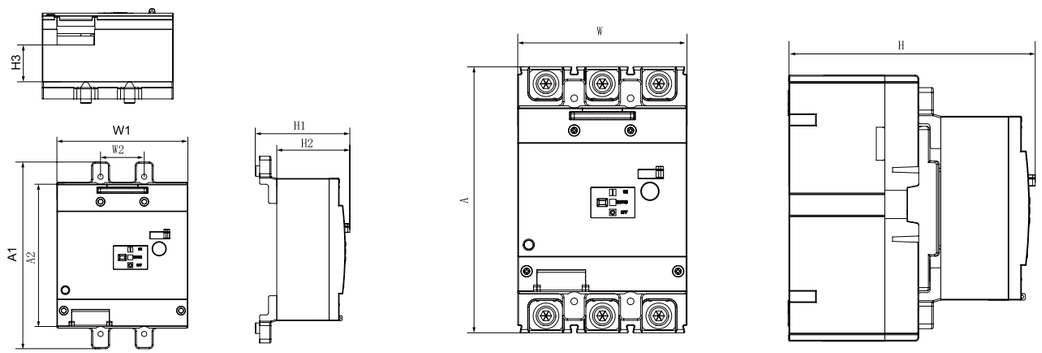

Model / Size (mm)

Model / Size (mm)	DC6-125	DC6-160	DC6-250	DC6-400	DC6-630	DC6-800	DC6-1250	DC6-2000
A	130	155	165	257	257	275.5	275.5	340
A1	122	144	149.6	212	212	264	264	/
A2	109.5	109.5	114	177	177	174	174	174
W	75	90	105	140	140	210	210	210
W1	90	90	105	140	140	210	210	210
W2	25	30	35	44	44	70	70	70
H	140	151	153.5	170.5	170.5	190.5	190.5	225
H1	78.5	76	72	74	74	93	93	/
H2	62	62	59	61	61	78	78	78
H3	34.2	34.2	29.5	32.5	32.5	45	45	45

GYCM8EY-250MP3/JLY Intelligent Four Remote Circuit Breaker

- Small volume
- New design
- Complete specifications
- Measurement functions

Main performance indicators

Model Specification	GYCM8EY-250MP3/JLY	GYCM8EY-630MP3/JLY
Rated current In	125A (50-125A) 250A (100-250A)	400A (160-400A) 630A (252-630A)
Rated working volatgeUe	AC400V	
Rated insulation voltage Ui	AC1000V	
Rated impulse withstand voltageUimp	8kV	
Rated short-time withstand currentIcw	10kA/1S	
Rated ultimate short-circuit breaking capacityIcu	50KA	
Rated operating short-circuit breaking capacityIcs	35KA	50KA
Operationally fast response time	≤ 1s	

ECB
Fee Controlled Moulded Case Circuit Breakers

- Saudi-specific
- With fee control function
- With terminal block function
- With lock, guard function

Main performance indicators

Model number		ECB-160	ECB-250	ECB-400/630	ECB-800	ECB-1250	ECB-1600
Shell frame class rated current Inm(A)		160	250	400	800	1250	1600
Rated current In(A)		16A-160A	100A-250A	250A-400A 400A-630A	500A-800A	1000A-1250A	1250A-1600A
Rated working voltage Ue(V)		AC400V/AC230V					
Rated insulation voltage Ui(V)		1000					
Rated impulse withstand voltage Uimp(kV)		8					
Poles		3	3	3	3	3	3
Rated ultimate short-circuit breaking capacity Icu(kA)	AC230V	25	25	25	65	65	75
	AC400V	20	20	20	40	40	100
Rated operating short-circuit breaking capacity Ics(kA)	AC230V	25	25	25	65	65	65
	AC400V	20	20	20	40	40	85
Category of use		B	B	B	B	B	B
Electrical life (times)		1000	1000	1000	500	500	500
Mechanical life	no maintenance	7000	7000	4000	2500	2500	2500
	maintenance-free	10000	10000	7000	5000	3500	3500
ECBOverall dimensions (mm) Wide (W)* length(L)*high(H)	poles	3P	3P	3P	3P	3P	3P
	Width	155	208	337	418	418	210
	Length	90	105	168	238	238	340
	high	117	115	155	168	168	229